



DATE: 4<sup>th</sup> December, 2020

PCN #: 2485 – Rev 3 (Automotive)

PCN Title: Qualification of Internal "Diodes Technology (Cheng Du) Company Limited" (CAT) as Additional Assembly & Test Site Using PdCu or Au Bond Wire, And Qualification of Additional Wafer Source for Select Discrete Automotive Products

Dear Customer:

This is an announcement of change(s) to products that are currently being offered by Diodes Incorporated.

We request that you acknowledge receipt of this notification within 30 days of the date of this PCN. If you require samples for evaluation purposes, please make a request within 30 days as well. Otherwise, samples may not be built prior to this change. Please refer to the implementation date of this change as it is stated in the attached PCN form. Please contact your local Diodes sales representative to acknowledge receipt of this PCN and for any sample requests.

The changes announced in this PCN will not be implemented earlier than 90 days from the notification date stated in the attached PCN form.

Previously agreed upon customer specific change process requirements or device specific requirements will be addressed separately.

For questions or clarification regarding this PCN, please contact your local Diodes sales representative.

Sincerely,

Diodes Incorporated PCN Team



**PRODUCT CHANGE NOTICE**

**PCN-2485 REV 3**

Notification Date:	Implementation Date:	Product Family:	Change Type:	PCN #:
4 <sup>th</sup> December, 2020	4 <sup>th</sup> March, 2021	Discrete (Automotive)	Additional Assembly & Test Site / Assembly Bill of Materials / Additional Wafer Source / Part Top Marking	<b>2485</b>
TITLE				
Qualification of Internal "Diodes Technology (Cheng Du) Company Limited" (CAT) as Additional Assembly & Test Site Using PdCu or Au Bond Wire, And Qualification of Additional Wafer Source for Select Discrete Automotive Products				
DESCRIPTION OF CHANGE				
<p>This PCN is being issued to notify customers that in order to assure continuity of supply, Diodes has qualified internal "Diodes Technology (Cheng Du) Company Limited" (CAT) located in Chengdu, China as additional Assembly and Test site using PdCu or Au bond wire, and also qualified Diodes internal BCD (Shanghai) Micro-Electronics Limited (SFAB2) in Shanghai China, as the additional wafer source for select automotive products listed in this PCN.</p> <p>Full electrical characterization and high reliability testing has been completed on representative part numbers to ensure no change to device functionality or electrical specifications in the datasheet. Refer to the attached Qualification Report (embedded in this file – to view, download this PCN file then open it with a PDF viewer to see the attached qual report).</p> <p><b>Rev3: Table 5 - Corrected dimensions to match current data sheet (on pg 6), and added second package outline (on pg 7).</b></p>				
IMPACT				
Continuity of Supply. There will be no change to the Form, Fit or Function of products affected, unless specifically indicated, i.e. some packages will have top marking changes or POD changes as outlined in the tables below. No change in datasheet parameters and product performance.				
PRODUCTS AFFECTED				
Please see the attached part list, top marking changes or POD changes in following Tables: Table 1 – Affected Part List to add CAT as A/T site using PdCu or Au bond wire. Table 2 – Affected Part List to add CAT as A/T site using PdCu or Au bond wire, and add Diodes internal SFAB2 as a wafer source Table 3 – Affected Part List to add Diodes internal SFAB2 as a wafer source Table 4 – Marking Code Format for affected packages Table 5 – POD Format for affected package				
WEB LINKS				
<b>Manufacturer's Notice:</b>	<a href="https://www.diodes.com/quality/product-change-notices/diodes-product-change-notices/">https://www.diodes.com/quality/product-change-notices/diodes-product-change-notices/</a>			
<b>For More Information Contact:</b>	<a href="http://www.diodes.com/contacts">http://www.diodes.com/contacts</a> <a href="https://www.diodes.com/about/contact-us/contact-sales/">https://www.diodes.com/about/contact-us/contact-sales/</a>			
<b>Data Sheet:</b>	<a href="https://www.diodes.com/catalog/">https://www.diodes.com/catalog/</a>			
DISCLAIMER				
<b>Unless a Diodes Incorporated Sales representative is contacted in writing within 30 days of the posting of this notice, all changes described in this announcement are considered approved.</b>				

**Table 1 - Affected Part List to add CAT as A/T site using PdCu or Au bond wire**

ADTA144EUAQ-13*	DMN2065UWQ-7*	DMNH4011SPSQ-13	DMP4011SPSQ-13	DMTH32M5LPSQ-13***	DMTH6005LPSQ-13
ADTA144ECAQ-13*	DMN3033LSDQ-13	DMNH6012SPSQ-13	DMP4013SPSQ-13	DMTH4004LPSQ-13	DMTH6006LPSWQ-13
ADTC144EUAQ-13*	DMN3033LSNQ-7	DMNH6021SPDQ-13	DMP4065SQ-7	DMTH4004SPSQ-13	DMTH6010LPDQ-13
BAT54TQ-7-F*	DMN4031SSDQ-13	DMNH6021SPDWQ-13	DMP6350SQ-7	DMTH4005SPSQ-13	DMTH6010LPSQ-13
BC817-25Q-7-F*	DMN4035LQ-7	DMNH6021SPSQ-13***	DMPH1006UPSQ-13***	DMTH4007LPSQ-13	DMTH6010LPSWQ-13
BCR420UW6Q-7*	DMN53D0LQ-13*	DMNH6042SPDQ-13	DMPH4013SPSQ-13	DMTH4007SPDQ-13	DMTH6012LPSWQ-13
DMC3021LSDQ-13	DMN53D0LQ-7*	DMNH6042SPSQ-13***	DMPH6050SPDQ-13	DMTH4008LPSQ-13***	DMTH6016LPDQ-13
DMG1013UWQ-13*	DMN55D0UTQ-7**	DMP2160UWQ-7*	DMPH6050SSDQ-13	DMTH4011SPDQ-13	DMTH6016LPSQ-13***
DMG1013UWQ-7*	DMN5L06DMKQ-7*	DMP2240UWQ-7*	DMTH10H009LPSQ-13	DMTH4014LPDQ-13	DMTH8008SPSQ-13
DMG3420UQ-7	DMN5L06WKQ-7*	DMP3007SPSQ-13	DMTH10H010SPSQ-13	DMTH43M8LPSQ-13***	DMTH8012LPSQ-13
DMN10H220LQ-7	DMN61D9UWQ-13*	DMP3010LPSQ-13	DMTH10H025LPSQ-13***	DMTH6004LPSQ-13	DMTH84M1SPSQ-13
DMN2004DWKQ-7*	DMN61D9UWQ-7*	DMP3028LPSQ-13	DMTH3004LPSQ-13	DMTH6004SPSQ-13	ZXMN2F30FHQTA
DMN2004WKQ-7*	DMNH4005SPSQ-13				-

**Table 2 - Affected Part List to add CAT as A/T site using PdCu or Au bond wire, and add Diodes internal SFAB2 as a wafer source**

2N7002DWAQ-7*	2N7002TQ-7-F**	BSS138DWQ-13*	BSS84DWQ-7**	DMN601WKQ-7*	DMP4015SPSQ-13
2N7002DWQ-13-F**	BS870Q-7-F*	BSS138DWQ-7*	BSS84Q-13-F**	DMN6140LQ-13*	DMP4015SSSQ-13**
2N7002DWQ-7-F**	BSN20Q-7*	BSS138Q-7-F**	BSS84Q-7-F**	DMN6140LQ-7*	DMPH4015SPSQ-13
2N7002KQ-13**	BSS123Q-13**	BSS8402DWQ-13**	BSS84WQ-7-F*	DMN65D8LQ-13*	DMPH4015SSSQ-13
2N7002KQ-7**	BSS123Q-7**	BSS8402DWQ-7**	DMN601DWKQ-7*	DMN65D8LQ-7*	MMBF170Q-7-F*
2N7002Q-7-F**	BSS123WQ-7-F*	BSS84DWQ-13**	DMN601WKQ-13*		

**Table 3 - Affected Part List to add Diodes internal SFAB2 as a wafer source**

2N7002AQ-13	2N7002AQ-7	DMN65D8LDWQ-7	DMP4010SK3Q-13	DMP4015SK3Q-13	DMPH4015SK3Q-13
-------------	------------	---------------	----------------	----------------	-----------------

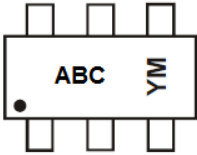
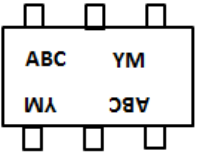
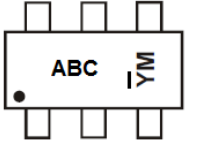
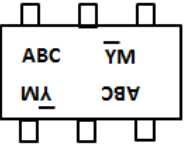
Note: “\*\*” Change bond wire from Cu to PdCu  
 Note: “\*\*\*” Change bond wire from Au to PdCu  
 Note: “\*\*\*\*” Change bond wire from Cu to Au

**Table 4 - Mark Code Formats**

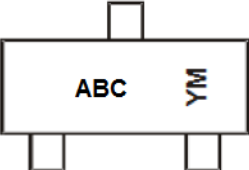
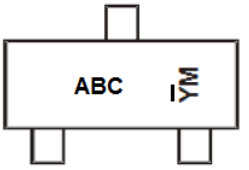
**SOT-23**

SAT (Diodes Internal AT site Shanghai, China)	CAT (Diodes Internal AT Site Chengdu, China) Bar “-” above Y indicates CAT
Marking format example	Marking format example

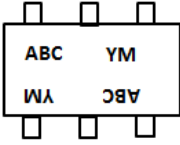
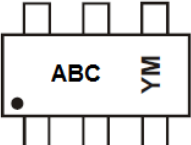
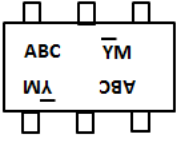
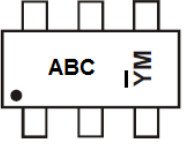
**SOT-26**

<b>SAT (Diodes Internal AT site Shanghai, China)</b>		<b>CAT (Diodes Internal AT Site Chengdu, China)</b> Bar "-" above Y indicates CAT	
Marking format example		Marking format example	
			

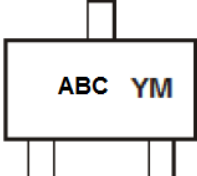
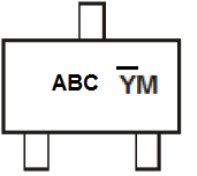
**SOT-323**

<b>SAT (Diodes Internal AT site Shanghai, China)</b>		<b>CAT (Diodes Internal AT Site Chengdu, China)</b> Bar "-" above Y indicates CAT	
Marking format example		Marking format example	
			

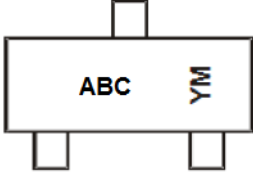
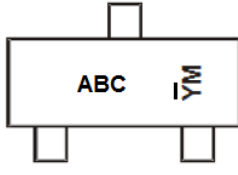
**SOT-363**

<b>SAT (Diodes Internal AT site Shanghai, China)</b>		<b>CAT (Diodes Internal AT Site Chengdu, China)</b> Bar "-" above Y indicates CAT	
Marking format example		Marking format example	
			

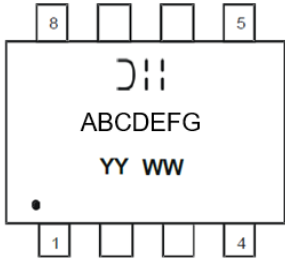
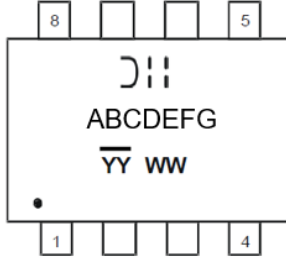
**SOT-523**

<b>SAT (Diodes Internal AT site Shanghai, China)</b>		<b>CAT (Diodes Internal AT Site Chengdu, China)</b> Bar "-" above Y indicates CAT	
Marking format example		Marking format example	
			

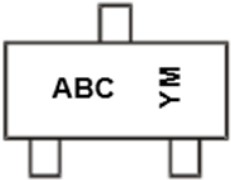
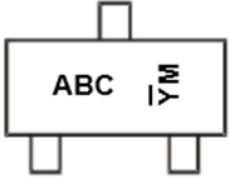
**SSOT-23**

<b>SAT (Diodes Internal AT site Shanghai, China)</b>	<b>CAT (Diodes Internal AT Site Chengdu, China)</b> <b>Bar "-" above Y indicates CAT</b>
Marking format example	Marking format example
	

**SOP-8L**

<b>SAT (Diodes Internal AT site Shanghai, China)</b>	<b>CAT (Diodes Internal AT Site Chengdu, China)</b> <b>Bar "-" above Y indicates CAT</b>
Marking format example	Marking format example
	

**SC-59**

<b>SAT (Diodes Internal AT site Shanghai, China)</b>	<b>CAT (Diodes Internal AT Site Chengdu, China)</b> <b>Bar "-" above Y indicates CAT</b>
Marking format example	Marking format example
	

**PowerDI5060-8L**

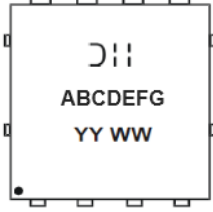

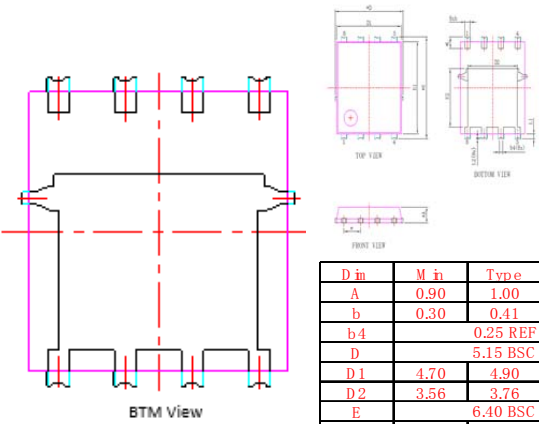
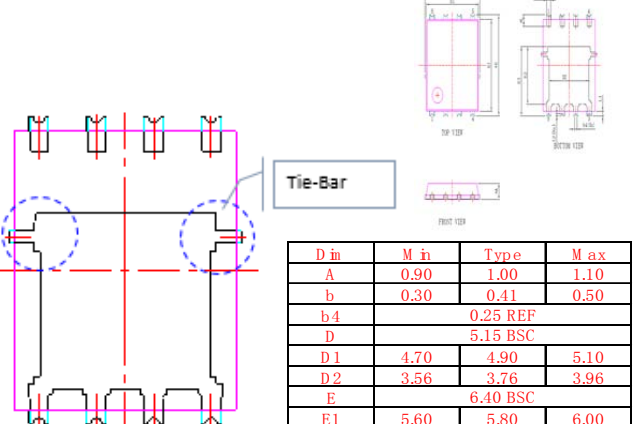
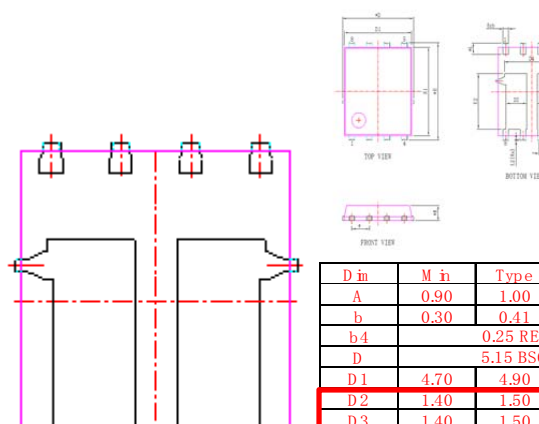
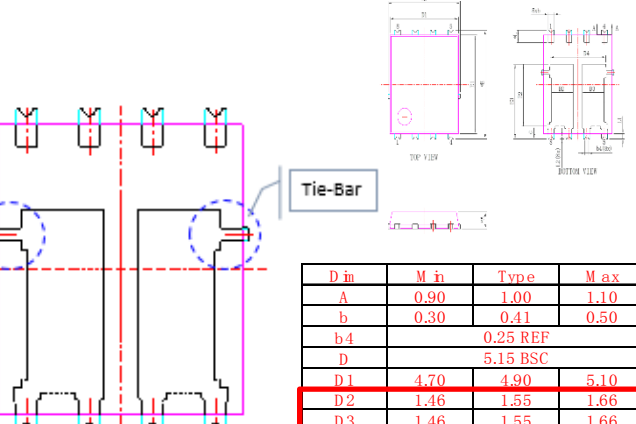
<b>SAT (Current Diodes Internal AT site Shanghai, China)</b>	<b>CAT (Diodes Internal AT Site Chengdu, China)</b> <b>Bar "-" above Y indicates CAT</b>
Marking format example	Marking format example
 <p>DII = Manufacturer's Marking          ABCDEFG = Product Type Marking Code          YYWW = Date Code Marking          YY = Year (ex: 13 = 2013)          WW = Week (01 - 53)</p>	 <p>DII = Manufacturer's Marking          ABCDEFG = Product Type Marking Code          YYWW = Date Code Marking          YY = Year (ex: 13 = 2013)          WW = Week (01 - 53)</p> <p>Other marking layout also will follow change for site Identifier</p>

Table 5 - POD Format for PowerDI5060-8L

<b>SAT</b>	<b>CAT</b>																																																																																																																
<b>PowerDI5060-8L Type (Without wettable flank)</b>	<b>SWP-PowerDI5060-8L Q Type (With wettable flank)</b>																																																																																																																
Base line: SAT existing POD design	Change from four tie-bars to two tie-bars																																																																																																																
<table border="1" style="margin-left: auto; margin-right: auto;"> <thead> <tr> <th>D in</th> <th>M in</th> <th>Type</th> <th>Max</th> </tr> </thead> <tbody> <tr> <td>A</td> <td>0.90</td> <td>1.00</td> <td>1.10</td> </tr> <tr> <td>b</td> <td>0.30</td> <td>0.41</td> <td>0.50</td> </tr> <tr> <td>D</td> <td colspan="3">5.15 BSC</td> </tr> <tr> <td>D1</td> <td>4.70</td> <td>4.90</td> <td>5.10</td> </tr> <tr> <td>D2</td> <td>3.70</td> <td>3.90</td> <td>4.10</td> </tr> <tr> <td>E</td> <td colspan="3">6.15 BSC</td> </tr> <tr> <td>E1</td> <td>5.60</td> <td>5.80</td> <td>6.00</td> </tr> <tr> <td>E2</td> <td>3.28</td> <td>3.48</td> <td>3.68</td> </tr> <tr> <td>L</td> <td>0.51</td> <td>0.61</td> <td>0.71</td> </tr> <tr> <td>L1</td> <td>0.10</td> <td>0.175</td> <td>0.20</td> </tr> </tbody> </table>	D in	M in	Type	Max	A	0.90	1.00	1.10	b	0.30	0.41	0.50	D	5.15 BSC			D1	4.70	4.90	5.10	D2	3.70	3.90	4.10	E	6.15 BSC			E1	5.60	5.80	6.00	E2	3.28	3.48	3.68	L	0.51	0.61	0.71	L1	0.10	0.175	0.20	<table border="1" style="margin-left: auto; margin-right: auto;"> <thead> <tr> <th>D in</th> <th>M in</th> <th>Type</th> <th>Max</th> </tr> </thead> <tbody> <tr> <td>A</td> <td>0.90</td> <td>1.00</td> <td>1.10</td> </tr> <tr> <td>b</td> <td>0.30</td> <td>0.41</td> <td>0.50</td> </tr> <tr> <td>b4</td> <td colspan="3">0.25 REF</td> </tr> <tr> <td>D</td> <td colspan="3">5.15 BSC</td> </tr> <tr> <td>D1</td> <td>4.70</td> <td>4.90</td> <td>5.10</td> </tr> <tr> <td>D2</td> <td>3.56</td> <td>3.76</td> <td>3.96</td> </tr> <tr> <td>E</td> <td colspan="3">6.40 BSC</td> </tr> <tr> <td>E1</td> <td>5.60</td> <td>5.80</td> <td>6.00</td> </tr> <tr> <td>E2</td> <td>3.46</td> <td>3.66</td> <td>3.86</td> </tr> <tr> <td>L</td> <td>0.635</td> <td>0.735</td> <td>0.835</td> </tr> <tr> <td>L1</td> <td>0.200</td> <td>0.300</td> <td>0.400</td> </tr> <tr> <td>L2</td> <td colspan="3">0.05 REF</td> </tr> </tbody> </table>	D in	M in	Type	Max	A	0.90	1.00	1.10	b	0.30	0.41	0.50	b4	0.25 REF			D	5.15 BSC			D1	4.70	4.90	5.10	D2	3.56	3.76	3.96	E	6.40 BSC			E1	5.60	5.80	6.00	E2	3.46	3.66	3.86	L	0.635	0.735	0.835	L1	0.200	0.300	0.400	L2	0.05 REF																		
D in	M in	Type	Max																																																																																																														
A	0.90	1.00	1.10																																																																																																														
b	0.30	0.41	0.50																																																																																																														
D	5.15 BSC																																																																																																																
D1	4.70	4.90	5.10																																																																																																														
D2	3.70	3.90	4.10																																																																																																														
E	6.15 BSC																																																																																																																
E1	5.60	5.80	6.00																																																																																																														
E2	3.28	3.48	3.68																																																																																																														
L	0.51	0.61	0.71																																																																																																														
L1	0.10	0.175	0.20																																																																																																														
D in	M in	Type	Max																																																																																																														
A	0.90	1.00	1.10																																																																																																														
b	0.30	0.41	0.50																																																																																																														
b4	0.25 REF																																																																																																																
D	5.15 BSC																																																																																																																
D1	4.70	4.90	5.10																																																																																																														
D2	3.56	3.76	3.96																																																																																																														
E	6.40 BSC																																																																																																																
E1	5.60	5.80	6.00																																																																																																														
E2	3.46	3.66	3.86																																																																																																														
L	0.635	0.735	0.835																																																																																																														
L1	0.200	0.300	0.400																																																																																																														
L2	0.05 REF																																																																																																																
<b>PowerDI5060-8L E Type (Without wettable flank)</b>	<b>SWP-PowerDI5060-8L R Type (With wettable flank)</b>																																																																																																																
Base line: SAT existing POD design	Different tie-bar shape																																																																																																																
<table border="1" style="margin-left: auto; margin-right: auto;"> <thead> <tr> <th>D in</th> <th>M in</th> <th>Type</th> <th>Max</th> </tr> </thead> <tbody> <tr> <td>A</td> <td>0.90</td> <td>1.00</td> <td>1.10</td> </tr> <tr> <td>b</td> <td>0.33</td> <td>0.41</td> <td>0.51</td> </tr> <tr> <td>D</td> <td colspan="3">5.15 BSC</td> </tr> <tr> <td>D1</td> <td>4.85</td> <td>4.90</td> <td>4.95</td> </tr> <tr> <td>D2</td> <td>1.40</td> <td>1.50</td> <td>1.60</td> </tr> <tr> <td>D3</td> <td>1.40</td> <td>1.50</td> <td>1.60</td> </tr> <tr> <td>D4</td> <td colspan="3">3.98 TYP</td> </tr> <tr> <td>E</td> <td colspan="3">6.15BSC</td> </tr> <tr> <td>E1</td> <td>5.75</td> <td>5.80</td> <td>5.85</td> </tr> <tr> <td>E2</td> <td>3.56</td> <td>3.66</td> <td>3.76</td> </tr> <tr> <td>L</td> <td>0.51</td> <td>0.61</td> <td>0.71</td> </tr> <tr> <td>L1</td> <td>0.05</td> <td>0.175</td> <td>0.20</td> </tr> </tbody> </table>	D in	M in	Type	Max	A	0.90	1.00	1.10	b	0.33	0.41	0.51	D	5.15 BSC			D1	4.85	4.90	4.95	D2	1.40	1.50	1.60	D3	1.40	1.50	1.60	D4	3.98 TYP			E	6.15BSC			E1	5.75	5.80	5.85	E2	3.56	3.66	3.76	L	0.51	0.61	0.71	L1	0.05	0.175	0.20	<table border="1" style="margin-left: auto; margin-right: auto;"> <thead> <tr> <th>D in</th> <th>M in</th> <th>Type</th> <th>Max</th> </tr> </thead> <tbody> <tr> <td>A</td> <td>0.90</td> <td>1.00</td> <td>1.10</td> </tr> <tr> <td>b</td> <td>0.30</td> <td>0.41</td> <td>0.50</td> </tr> <tr> <td>b4</td> <td colspan="3">0.25 REF</td> </tr> <tr> <td>D</td> <td colspan="3">5.15 BSC</td> </tr> <tr> <td>D1</td> <td>4.70</td> <td>4.90</td> <td>5.10</td> </tr> <tr> <td>D2</td> <td>1.46</td> <td>1.55</td> <td>1.66</td> </tr> <tr> <td>D3</td> <td>1.46</td> <td>1.55</td> <td>1.66</td> </tr> <tr> <td>D4</td> <td>3.78</td> <td>3.98</td> <td>4.18</td> </tr> <tr> <td>E</td> <td colspan="3">6.40 BSC</td> </tr> <tr> <td>E1</td> <td>5.60</td> <td>5.80</td> <td>6.00</td> </tr> <tr> <td>E2</td> <td>3.46</td> <td>3.66</td> <td>3.86</td> </tr> <tr> <td>L</td> <td>0.635</td> <td>0.735</td> <td>0.835</td> </tr> <tr> <td>L1</td> <td>0.200</td> <td>0.300</td> <td>0.400</td> </tr> <tr> <td>L2</td> <td colspan="3">0.05 REF</td> </tr> </tbody> </table>	D in	M in	Type	Max	A	0.90	1.00	1.10	b	0.30	0.41	0.50	b4	0.25 REF			D	5.15 BSC			D1	4.70	4.90	5.10	D2	1.46	1.55	1.66	D3	1.46	1.55	1.66	D4	3.78	3.98	4.18	E	6.40 BSC			E1	5.60	5.80	6.00	E2	3.46	3.66	3.86	L	0.635	0.735	0.835	L1	0.200	0.300	0.400	L2	0.05 REF		
D in	M in	Type	Max																																																																																																														
A	0.90	1.00	1.10																																																																																																														
b	0.33	0.41	0.51																																																																																																														
D	5.15 BSC																																																																																																																
D1	4.85	4.90	4.95																																																																																																														
D2	1.40	1.50	1.60																																																																																																														
D3	1.40	1.50	1.60																																																																																																														
D4	3.98 TYP																																																																																																																
E	6.15BSC																																																																																																																
E1	5.75	5.80	5.85																																																																																																														
E2	3.56	3.66	3.76																																																																																																														
L	0.51	0.61	0.71																																																																																																														
L1	0.05	0.175	0.20																																																																																																														
D in	M in	Type	Max																																																																																																														
A	0.90	1.00	1.10																																																																																																														
b	0.30	0.41	0.50																																																																																																														
b4	0.25 REF																																																																																																																
D	5.15 BSC																																																																																																																
D1	4.70	4.90	5.10																																																																																																														
D2	1.46	1.55	1.66																																																																																																														
D3	1.46	1.55	1.66																																																																																																														
D4	3.78	3.98	4.18																																																																																																														
E	6.40 BSC																																																																																																																
E1	5.60	5.80	6.00																																																																																																														
E2	3.46	3.66	3.86																																																																																																														
L	0.635	0.735	0.835																																																																																																														
L1	0.200	0.300	0.400																																																																																																														
L2	0.05 REF																																																																																																																

SAT	CAT																																																																																																																								
<p><b>SWP-PowerDI5060-8L Q Type (With wettable flank)</b></p> <p>Base line: SAT existing POD design</p>	<p><b>SWP-PowerDI5060-8L Q Type (With wettable flank)</b></p> <p>Different tie-bar shape</p>																																																																																																																								
 <p align="center">BTM View</p> <table border="1"> <thead> <tr> <th>D in</th> <th>M in</th> <th>Type</th> <th>Max</th> </tr> </thead> <tbody> <tr><td>A</td><td>0.90</td><td>1.00</td><td>1.10</td></tr> <tr><td>b</td><td>0.30</td><td>0.41</td><td>0.50</td></tr> <tr><td>b4</td><td colspan="3">0.25 REF</td></tr> <tr><td>D</td><td colspan="3">5.15 BSC</td></tr> <tr><td>D1</td><td>4.70</td><td>4.90</td><td>5.10</td></tr> <tr><td>D2</td><td>3.56</td><td>3.76</td><td>3.96</td></tr> <tr><td>E</td><td colspan="3">6.40 BSC</td></tr> <tr><td>E1</td><td>5.60</td><td>5.80</td><td>6.00</td></tr> <tr><td>E2</td><td>3.46</td><td>3.66</td><td>3.86</td></tr> <tr><td>L</td><td>0.635</td><td>0.735</td><td>0.835</td></tr> <tr><td>L1</td><td>0.200</td><td>0.300</td><td>0.400</td></tr> <tr><td>L2</td><td colspan="3">0.05 REF</td></tr> </tbody> </table>	D in	M in	Type	Max	A	0.90	1.00	1.10	b	0.30	0.41	0.50	b4	0.25 REF			D	5.15 BSC			D1	4.70	4.90	5.10	D2	3.56	3.76	3.96	E	6.40 BSC			E1	5.60	5.80	6.00	E2	3.46	3.66	3.86	L	0.635	0.735	0.835	L1	0.200	0.300	0.400	L2	0.05 REF			 <p align="center">BTM View</p> <table border="1"> <thead> <tr> <th>D in</th> <th>M in</th> <th>Type</th> <th>Max</th> </tr> </thead> <tbody> <tr><td>A</td><td>0.90</td><td>1.00</td><td>1.10</td></tr> <tr><td>b</td><td>0.30</td><td>0.41</td><td>0.50</td></tr> <tr><td>b4</td><td colspan="3">0.25 REF</td></tr> <tr><td>D</td><td colspan="3">5.15 BSC</td></tr> <tr><td>D1</td><td>4.70</td><td>4.90</td><td>5.10</td></tr> <tr><td>D2</td><td>3.56</td><td>3.76</td><td>3.96</td></tr> <tr><td>E</td><td colspan="3">6.40 BSC</td></tr> <tr><td>E1</td><td>5.60</td><td>5.80</td><td>6.00</td></tr> <tr><td>E2</td><td>3.46</td><td>3.66</td><td>3.86</td></tr> <tr><td>L</td><td>0.635</td><td>0.735</td><td>0.835</td></tr> <tr><td>L1</td><td>0.200</td><td>0.300</td><td>0.400</td></tr> <tr><td>L2</td><td colspan="3">0.05 REF</td></tr> </tbody> </table>	D in	M in	Type	Max	A	0.90	1.00	1.10	b	0.30	0.41	0.50	b4	0.25 REF			D	5.15 BSC			D1	4.70	4.90	5.10	D2	3.56	3.76	3.96	E	6.40 BSC			E1	5.60	5.80	6.00	E2	3.46	3.66	3.86	L	0.635	0.735	0.835	L1	0.200	0.300	0.400	L2	0.05 REF																		
D in	M in	Type	Max																																																																																																																						
A	0.90	1.00	1.10																																																																																																																						
b	0.30	0.41	0.50																																																																																																																						
b4	0.25 REF																																																																																																																								
D	5.15 BSC																																																																																																																								
D1	4.70	4.90	5.10																																																																																																																						
D2	3.56	3.76	3.96																																																																																																																						
E	6.40 BSC																																																																																																																								
E1	5.60	5.80	6.00																																																																																																																						
E2	3.46	3.66	3.86																																																																																																																						
L	0.635	0.735	0.835																																																																																																																						
L1	0.200	0.300	0.400																																																																																																																						
L2	0.05 REF																																																																																																																								
D in	M in	Type	Max																																																																																																																						
A	0.90	1.00	1.10																																																																																																																						
b	0.30	0.41	0.50																																																																																																																						
b4	0.25 REF																																																																																																																								
D	5.15 BSC																																																																																																																								
D1	4.70	4.90	5.10																																																																																																																						
D2	3.56	3.76	3.96																																																																																																																						
E	6.40 BSC																																																																																																																								
E1	5.60	5.80	6.00																																																																																																																						
E2	3.46	3.66	3.86																																																																																																																						
L	0.635	0.735	0.835																																																																																																																						
L1	0.200	0.300	0.400																																																																																																																						
L2	0.05 REF																																																																																																																								
<p><b>SWP-PowerDI5060-8L R Type (With wettable flank)</b></p> <p>Base line: SAT existing POD design</p>	<p><b>SWP-PowerDI5060-8L R Type (With wettable flank)</b></p> <p>Different tie-bar shape</p>																																																																																																																								
 <p align="center">BTM View</p> <table border="1"> <thead> <tr> <th>D in</th> <th>M in</th> <th>Type</th> <th>Max</th> </tr> </thead> <tbody> <tr><td>A</td><td>0.90</td><td>1.00</td><td>1.10</td></tr> <tr><td>b</td><td>0.30</td><td>0.41</td><td>0.50</td></tr> <tr><td>b4</td><td colspan="3">0.25 REF</td></tr> <tr><td>D</td><td colspan="3">5.15 BSC</td></tr> <tr><td>D1</td><td>4.70</td><td>4.90</td><td>5.10</td></tr> <tr><td>D2</td><td>1.40</td><td>1.50</td><td>1.60</td></tr> <tr><td>D3</td><td>1.40</td><td>1.50</td><td>1.60</td></tr> <tr><td>D4</td><td>3.78</td><td>3.98</td><td>4.18</td></tr> <tr><td>E</td><td colspan="3">6.40 BSC</td></tr> <tr><td>E1</td><td>5.60</td><td>5.80</td><td>6.00</td></tr> <tr><td>E2</td><td>3.46</td><td>3.66</td><td>3.86</td></tr> <tr><td>L</td><td>0.635</td><td>0.735</td><td>0.835</td></tr> <tr><td>L1</td><td>0.200</td><td>0.300</td><td>0.400</td></tr> <tr><td>L2</td><td colspan="3">0.05 REF</td></tr> </tbody> </table>	D in	M in	Type	Max	A	0.90	1.00	1.10	b	0.30	0.41	0.50	b4	0.25 REF			D	5.15 BSC			D1	4.70	4.90	5.10	D2	1.40	1.50	1.60	D3	1.40	1.50	1.60	D4	3.78	3.98	4.18	E	6.40 BSC			E1	5.60	5.80	6.00	E2	3.46	3.66	3.86	L	0.635	0.735	0.835	L1	0.200	0.300	0.400	L2	0.05 REF			 <p align="center">BTM View</p> <table border="1"> <thead> <tr> <th>D in</th> <th>M in</th> <th>Type</th> <th>Max</th> </tr> </thead> <tbody> <tr><td>A</td><td>0.90</td><td>1.00</td><td>1.10</td></tr> <tr><td>b</td><td>0.30</td><td>0.41</td><td>0.50</td></tr> <tr><td>b4</td><td colspan="3">0.25 REF</td></tr> <tr><td>D</td><td colspan="3">5.15 BSC</td></tr> <tr><td>D1</td><td>4.70</td><td>4.90</td><td>5.10</td></tr> <tr><td>D2</td><td>1.46</td><td>1.55</td><td>1.66</td></tr> <tr><td>D3</td><td>1.46</td><td>1.55</td><td>1.66</td></tr> <tr><td>D4</td><td>3.78</td><td>3.98</td><td>4.18</td></tr> <tr><td>E</td><td colspan="3">6.40 BSC</td></tr> <tr><td>E1</td><td>5.60</td><td>5.80</td><td>6.00</td></tr> <tr><td>E2</td><td>3.46</td><td>3.66</td><td>3.86</td></tr> <tr><td>L</td><td>0.635</td><td>0.735</td><td>0.835</td></tr> <tr><td>L1</td><td>0.200</td><td>0.300</td><td>0.400</td></tr> <tr><td>L2</td><td colspan="3">0.05 REF</td></tr> </tbody> </table>	D in	M in	Type	Max	A	0.90	1.00	1.10	b	0.30	0.41	0.50	b4	0.25 REF			D	5.15 BSC			D1	4.70	4.90	5.10	D2	1.46	1.55	1.66	D3	1.46	1.55	1.66	D4	3.78	3.98	4.18	E	6.40 BSC			E1	5.60	5.80	6.00	E2	3.46	3.66	3.86	L	0.635	0.735	0.835	L1	0.200	0.300	0.400	L2	0.05 REF		
D in	M in	Type	Max																																																																																																																						
A	0.90	1.00	1.10																																																																																																																						
b	0.30	0.41	0.50																																																																																																																						
b4	0.25 REF																																																																																																																								
D	5.15 BSC																																																																																																																								
D1	4.70	4.90	5.10																																																																																																																						
D2	1.40	1.50	1.60																																																																																																																						
D3	1.40	1.50	1.60																																																																																																																						
D4	3.78	3.98	4.18																																																																																																																						
E	6.40 BSC																																																																																																																								
E1	5.60	5.80	6.00																																																																																																																						
E2	3.46	3.66	3.86																																																																																																																						
L	0.635	0.735	0.835																																																																																																																						
L1	0.200	0.300	0.400																																																																																																																						
L2	0.05 REF																																																																																																																								
D in	M in	Type	Max																																																																																																																						
A	0.90	1.00	1.10																																																																																																																						
b	0.30	0.41	0.50																																																																																																																						
b4	0.25 REF																																																																																																																								
D	5.15 BSC																																																																																																																								
D1	4.70	4.90	5.10																																																																																																																						
D2	1.46	1.55	1.66																																																																																																																						
D3	1.46	1.55	1.66																																																																																																																						
D4	3.78	3.98	4.18																																																																																																																						
E	6.40 BSC																																																																																																																								
E1	5.60	5.80	6.00																																																																																																																						
E2	3.46	3.66	3.86																																																																																																																						
L	0.635	0.735	0.835																																																																																																																						
L1	0.200	0.300	0.400																																																																																																																						
L2	0.05 REF																																																																																																																								