


1.8V/2.5V/3.3V LP-HCSL XO

UC Series



Product Description

The DIODES UC XO series is crystal oscillator family optimized to save board space. The series consists of high performance LP-HCSL crystal oscillators with ultra low jitter performance to meet strict chipset requirements. It supports various options including wider frequency range, 1.8V/2.5V/3.3V voltage, and various stabilities. It is designed to meet the clock source specifications for communication systems, and other high performance equipment.

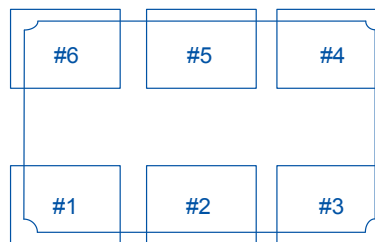
Product Features

- Ultra Low Phase Jitter
 - 0.07ps typ. 0.1ps RMS max. (12kHz to 20MHz)
- Extended Temperature Range up to 125°C
- Totally Lead-Free & Fully RoHS Compliant (Notes 1 & 2)
- Halogen and Antimony Free. "Green" Device (Note 3)
- An automotive-compliant part is available under separate datasheet ([UCQ Series](#))

Application(s)

- Networking Systems
- Optical Module
- Servers and Storage Systems
- Profession Video Equipment
- Test and Measurement
- FPGA/ASIC Clock Generation
- 112G Serial Applications

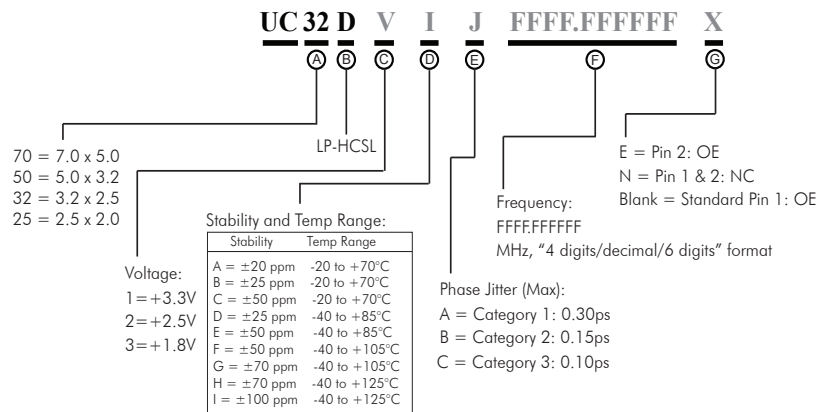
Top View Pin Location



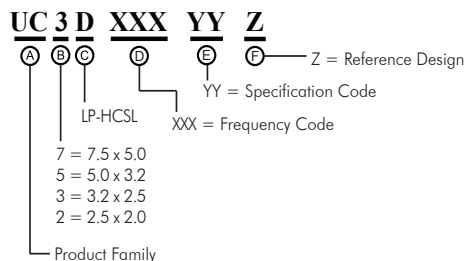
Pin Functions

Pin	Function
1	OE or NC
2	OE or NC
3	Ground
4	Output
5	Output N
6	V _{CC}

Part Ordering Information Category 1



Part Ordering Information Category 2



Notes:

1. No purposely added lead. Fully EU Directive 2002/95/EC (RoHS), 2011/65/EU (RoHS 2) & 2015/863/EU (RoHS 3) compliant.
2. See <https://www.diodes.com/quality/lead-free/> for more information about Diodes Incorporated's definitions of Halogen- and Antimony-free, "Green" and Lead-free.
3. Halogen- and Antimony-free "Green" products are defined as those which contain <900ppm bromine, <900ppm chlorine (<1500ppm total Br + Cl) and <1000ppm antimony compounds.

A Product Line of
Diodes Incorporated

Ultra Low Jitter Crystal Oscillator

Electrical Performance

Parameter	Min.	Typ.	Max.	Units	Notes
Output Frequency	25		212.5	MHz	
Supply Voltage	3.135	3.3	3.465	V	See ordering options
	2.375	2.5	2.625		
	1.71	1.8	1.89		
Supply Current, Output Enabled		10	15	mA	25~156.25MHz
		15	20	mA	156.251~212.5MHz
Supply Current, Output Disabled			100	uA	
Frequency Stability			±100	ppm	See ordering options
Operating Temperature Range	-40		+125	°C	See ordering options
Output Logic 0, V _{OL}	-0.15			V	
Output Logic 1, V _{OH}			0.9	V	
Output Load	R _S = 0Ω, R _P = Open, C _L = 2pF				LP-HCSL termination
Output Differential Voltage Swing	1.2	1.5	1.8	V	
Output Common Mode	0.35	0.38	0.45	V	Q and QB crossing point
Edge Rate	1		6	V/ns	Measured from -150mV to +150mV on different waveform
Duty Cycle	45		55	%	Measured 50% V _{DD}
Rise and Fall Time		0.3	0.5	ns	Measured from V _{OL} = 0.175V to V _{OH} = 0.525V
Output RMS Phase Jitter - PCIe® Gen 4			0.3	ps	100MHz
Output RMS Phase Jitter - PCIe Gen 5			0.15	ps	
Output RMS Phase Jitter - PCIe Gen 6			0.1	ps	
Jitter, Phase RMS, Category 1		0.2	0.3	ps	25~39.999999MHz, Freq. offset from 12kHz to 5MHz
					40~100MHz, Freq. offset from 12kHz to 20MHz
Jitter, Phase RMS, Category 2		0.1	0.15	ps	100.000001~149.999999MHz, , Freq. offset from 12kHz to 20MHz
Jitter, Phase RMS, Category 3		0.07	0.1	ps	150~212.5MHz, , Freq. offset from 12kHz to 20MHz

Notes:

- Stability includes all combinations of operating temperature, load changes, rated input (supply) voltage changes, initial calibration tolerance (25°C), aging (1 year at 25°C average effective ambient temperature), shock and vibration.
- For specifications other than those listed, please contact sales.

Output Enable / Disable Function

Parameter	Min.	Typ.	Max.	Units	Notes
Input Voltage (pin 1), Output Enable	0.7 V _{CC}			V	or open
Input Voltage (pin 1), Output Disable (low power standby)			0.3 V _{CC}	V	Output is Hi-Z
Output Disable Delay			200	ns	
Output Enable Delay			2	ms	
Start up Time			5	ms	

Absolute Maximum Ratings

Parameter	Min.	Typ.	Max.	Units	Notes
Storage Temperature	-55		+125	°C	


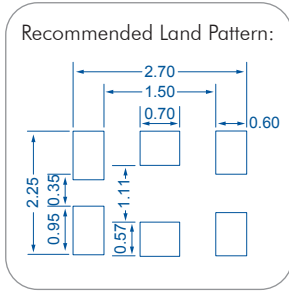
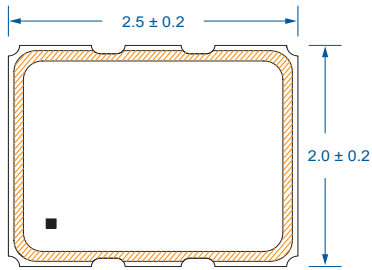


A Product Line of
Diodes Incorporated

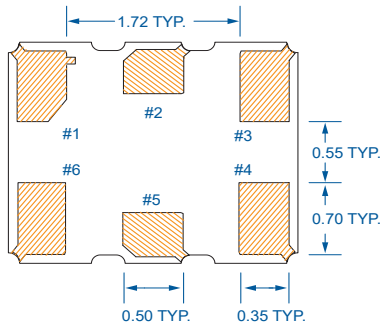


Ultra Low Jitter Crystal Oscillator


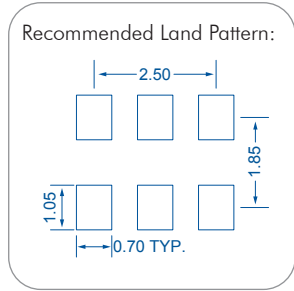
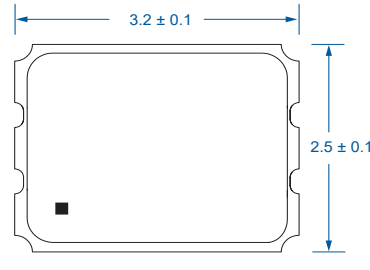
Package: 2.5 x 2.0 (Scale: none; dimensions are in mm)



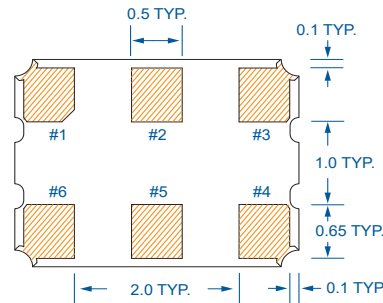
*Extended high frequency power decoupling is recommended (see test circuit for minimum recommendation). To ensure optimal performance, do not route RF traces beneath the package.



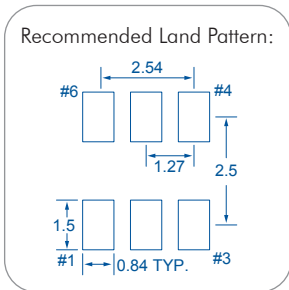
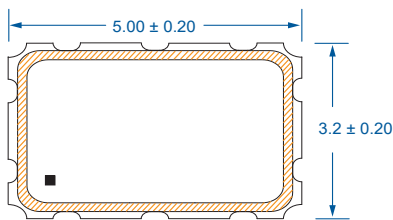
Package: 3.2 x 2.5 (Scale: none; dimensions are in mm)



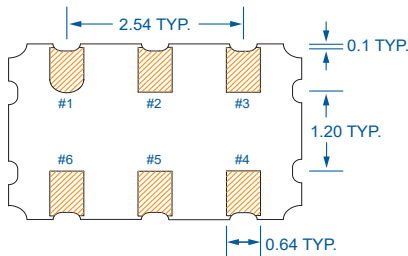
*Extended high frequency power decoupling is recommended (see test circuit for minimum recommendation). To ensure optimal performance, do not route RF traces beneath the package.



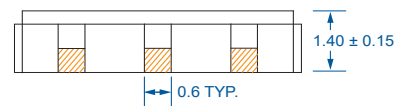
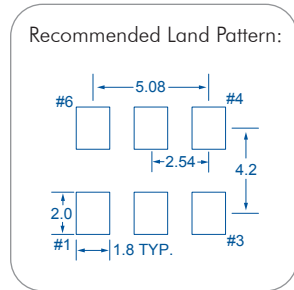
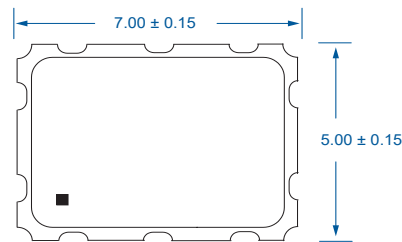
Package: 5.0 x 3.2 (Scale: none; dimensions are in mm)



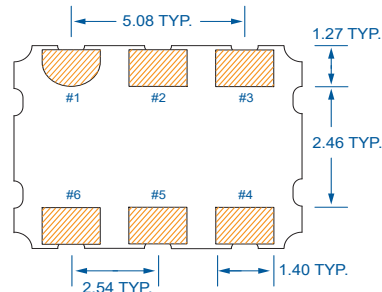
*Extended high frequency power decoupling is recommended (see test circuit for minimum recommendation). To ensure optimal performance, do not route RF traces beneath the package.



Package: 7.0 x 5.0 (Scale: none; dimensions are in mm)



*Extended high frequency power decoupling is recommended (see test circuit for minimum recommendation). To ensure optimal performance, do not route RF traces beneath the package.





A Product Line of
Diodes Incorporated



For the latest product information visit: <https://www.diodes.com/products/connectivity-and-timing/crystal-and-crystal-oscillator/>

For test circuit go to: <https://www.diodes.com/assets/sre/tc-hcsl-sa.pdf>

For soldering reflow profile and reliability test ratings go to: <https://www.diodes.com/assets/sre/reflow.pdf>

For tape and reel information go to: <https://www.diodes.com/assets/sre/tr-2520-xo.pdf>

For tape and reel information go to: <https://www.diodes.com/assets/sre/tr-3225-xo.pdf>

For tape and reel information go to: <https://www.diodes.com/assets/sre/tr-5032-xo.pdf>

For tape and reel information go to: <https://www.diodes.com/assets/sre/tr-7050-xo.pdf>

A Product Line of
Diodes Incorporated

Ultra Low Jitter Crystal Oscillator

IMPORTANT NOTICE

1. DIODES INCORPORATED (Diodes) AND ITS SUBSIDIARIES MAKE NO WARRANTY OF ANY KIND, EXPRESS OR IMPLIED, WITH REGARDS TO ANY INFORMATION CONTAINED IN THIS DOCUMENT, INCLUDING, BUT NOT LIMITED TO, THE IMPLIED WARRANTIES OF MERCHANTABILITY, FITNESS FOR A PARTICULAR PURPOSE OR NON-INFRINGEMENT OF THIRD PARTY INTELLECTUAL PROPERTY RIGHTS (AND THEIR EQUIVALENTS UNDER THE LAWS OF ANY JURISDICTION).
2. The Information contained herein is for informational purpose only and is provided only to illustrate the operation of Diodes' products described herein and application examples. Diodes does not assume any liability arising out of the application or use of this document or any product described herein. This document is intended for skilled and technically trained engineering customers and users who design with Diodes' products. Diodes' products may be used to facilitate safety-related applications; however, in all instances customers and users are responsible for (a) selecting the appropriate Diodes products for their applications, (b) evaluating the suitability of Diodes' products for their intended applications, (c) ensuring their applications, which incorporate Diodes' products, comply the applicable legal and regulatory requirements as well as safety and functional-safety related standards, and (d) ensuring they design with appropriate safeguards (including testing, validation, quality control techniques, redundancy, malfunction prevention, and appropriate treatment for aging degradation) to minimize the risks associated with their applications.
3. Diodes assumes no liability for any application-related information, support, assistance or feedback that may be provided by Diodes from time to time. Any customer or user of this document or products described herein will assume all risks and liabilities associated with such use, and will hold Diodes and all companies whose products are represented herein or on Diodes' websites, harmless against all damages and liabilities.
4. Products described herein may be covered by one or more United States, international or foreign patents and pending patent applications. Product names and markings noted herein may also be covered by one or more United States, international or foreign trademarks and trademark applications. Diodes does not convey any license under any of its intellectual property rights or the rights of any third parties (including third parties whose products and services may be described in this document or on Diodes' website) under this document.
5. Diodes' products are provided subject to Diodes' Standard Terms and Conditions of Sale (<https://www.diodes.com/about/company/terms-and-conditions/terms-and-conditions-of-sales/>) or other applicable terms. This document does not alter or expand the applicable warranties provided by Diodes. Diodes does not warrant or accept any liability whatsoever in respect of any products purchased through unauthorized sales channel.
6. Diodes' products and technology may not be used for or incorporated into any products or systems whose manufacture, use or sale is prohibited under any applicable laws and regulations. Should customers or users use Diodes' products in contravention of any applicable laws or regulations, or for any unintended or unauthorized application, customers and users will (a) be solely responsible for any damages, losses or penalties arising in connection therewith or as a result thereof, and (b) indemnify and hold Diodes and its representatives and agents harmless against any and all claims, damages, expenses, and attorney fees arising out of, directly or indirectly, any claim relating to any noncompliance with the applicable laws and regulations, as well as any unintended or unauthorized application.
7. While efforts have been made to ensure the information contained in this document is accurate, complete and current, it may contain technical inaccuracies, omissions and typographical errors. Diodes does not warrant that information contained in this document is error-free and Diodes is under no obligation to update or otherwise correct this information. Notwithstanding the foregoing, Diodes reserves the right to make modifications, enhancements, improvements, corrections or other changes without further notice to this document and any product described herein. This document is written in English but may be translated into multiple languages for reference. Only the English version of this document is the final and determinative format released by Diodes.
8. Any unauthorized copying, modification, distribution, transmission, display or other use of this document (or any portion hereof) is prohibited. Diodes assumes no responsibility for any losses incurred by the customers or users or any third parties arising from any such unauthorized use.
9. This Notice may be periodically updated with the most recent version available at <https://www.diodes.com/about/company/terms-and-conditions/important-notice>

The Diodes logo is a registered trademark of Diodes Incorporated in the United States and other countries.

All other trademarks are the property of their respective owners.

© 2023 Diodes Incorporated. All Rights Reserved.

www.diodes.com