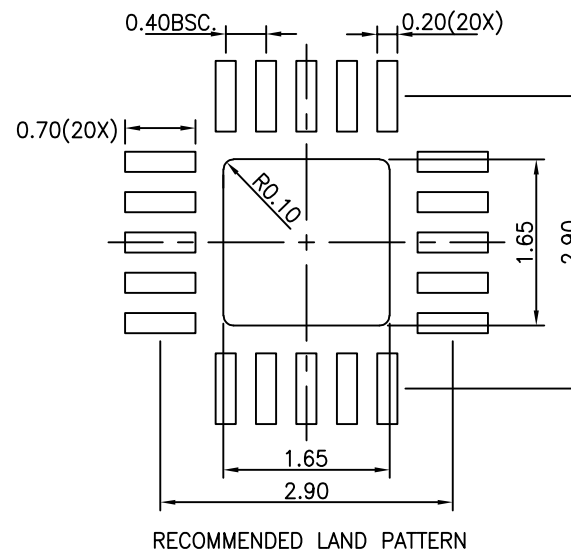
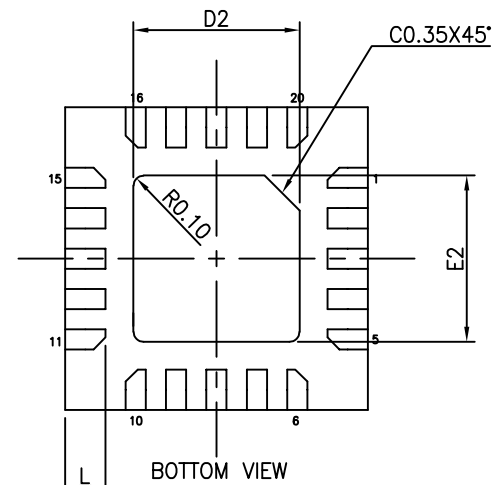
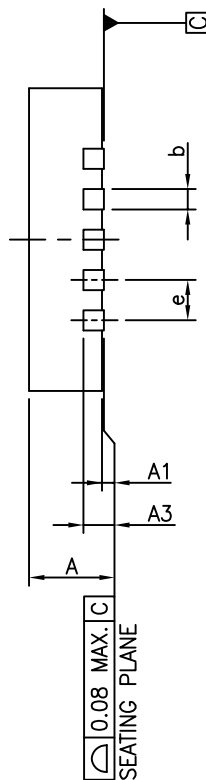


SYMBOLS	MIN.	NOM.	MAX.
A	0.70	0.75	0.80
A1	0.00	0.02	0.05
A3	0.203 REF.		
b	0.15	0.20	0.25
D	2.95	3.00	3.05
E	2.95	3.00	3.05
D2	1.55	1.65	1.75
E2	1.55	1.65	1.75
L	0.30	0.40	0.50
e	0.40 BSC		



NOTE :

1. ALL DIMENSIONS ARE IN mm. ANGLES IN DEGREES.
2. REFER JEDEC MO-220
3. RECOMMENDED LAND PATTERN IS FOR REFERENCE ONLY.



DATE: 09/25/23

DESCRIPTION: 20 - Contact, TQFN (W-QFN3030-20)

PACKAGE CODE: ZNA (ZNA20)

DOCUMENT CONTROL #: PD-2169

REVISION: B