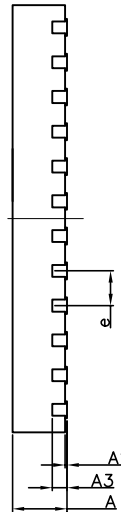
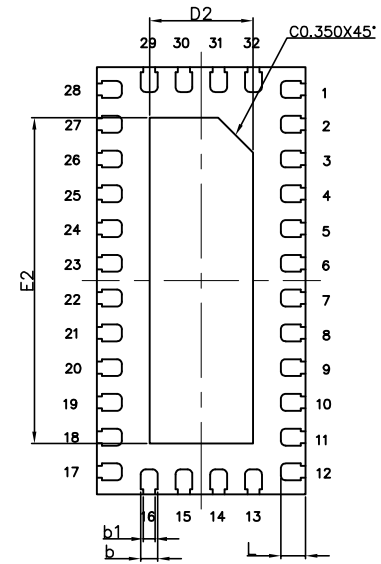


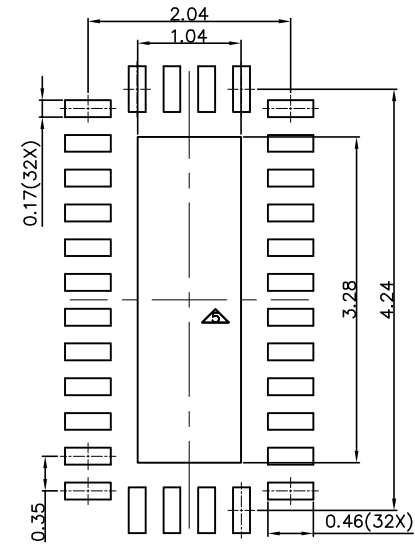
TOP VIEW



0.05 MAX. C
SEATING PLANE



BOTTOM VIEW



RECOMMENDED LAND PATTERN

SYMBOLS	MIN.	NOM.	MAX.
A	0.50	0.55	0.60
A1	0.00	0.02	0.05
A3	0.150 REF.		
b	0.12	0.17	0.22
b1	0.12 REF.		
D	2.00	2.10	2.20
E	4.20	4.30	4.40
e	0.35 BSC		
L	0.20	0.25	0.30
D2	0.99	1.04	1.09
E2	3.23	3.28	3.33

NOTE :

1. ALL DIMENSIONS ARE IN mm. ANGLES IN DEGREES.
2. COPLANARITY APPLIES TO THE EXPOSED THERMAL PAD AS WELL AS THE TERMINALS.
3. REFER JEDEC MO-288
4. RECOMMENDED LAND PATTERN IS FOR REFERENCE ONLY.
5. THERMAL PAD SOLDERING AREA



DATE: 08/18/23

DESCRIPTION: U-QFN2143-32

PACKAGE CODE: ZTFA (ZTFA32)

DOCUMENT CONTROL #: PD-2287

REVISION: --