

SURFACE MOUNT FAST SWITCHING DIODE	REVERSE VOLTAGE – 100 Volts FORWARD CURRENT – 0.2 Ampere
---	---

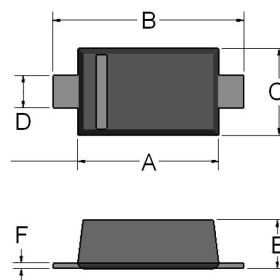
FEATURES

- Fast switching device ($T_{rr} < 4.0 \text{ ns}$)
- Extremely Small SOD-523F Package
- Flat Lead SOD-523F Small Outline Plastic Package
- Surface device type mounting
- High Speed Switching Diodes
- Green EMC
- Matte Tin(Sn) Lead Finish
- RoHS compliant
- Band Indicates Cathode

MECHANICAL DATA

- Polarity: Color band denotes cathode

SOD-523F



SOD-523F		
DIM.	MIN.	MAX.
A	1.10	1.30
B	1.50	1.70
C	0.7	0.9
D	0.25	0.35
E	0.50	0.70
F	0.05	0.20

All Dimensions in millimeter

Maximum Ratings & Thermal Characteristics @ $T_A = 25^\circ\text{C}$ unless otherwise specified

Characteristic	Symbol	1SS400F	Units
Non-Repetitive Peak Reverse Voltage	V_{RSM}	100	V
Peak Forward Surge Current	I_{FSM}	500	mA
Power Dissipation	P_D	200	mW
Operating Temperature Range	T_J	+150	$^\circ\text{C}$
Storage Temperature Range	T_{STG}	-55~+150	$^\circ\text{C}$
Forward Current	I_{FM}	200	mA

Electrical Characteristics @ $T_A = 25^\circ\text{C}$ unless otherwise specified

Characteristic	Test Condition	Symbol	1SS400F	Unit
Breakdown voltage	$I_R = 100\mu\text{A}$	BV	100	V
Maximum Forward Voltage	$I_F = 100\text{mA}$	V_F	1200	mV
Maximum DC Reverse Current at Rated DC Blocking Voltage	$V_R = 80\text{V}$	I_R	100	nA
Typical Diode Capacitance	$V_R = 0.5\text{V}, f = 1\text{MHz}$	C_D	4	pF
Reverse Recovery time	$I_F = 10\text{mA}$ $V_R = 6\text{V}$ $R_L = 100\Omega$	trr	4	ns

RATING AND CHARACTERISTIC CURVES

1SS400F



Figure 1. Power Dissipation vs Ambient Temperature
Valid provided leads at a distance of 0.8mm from case are kept at ambient temperature

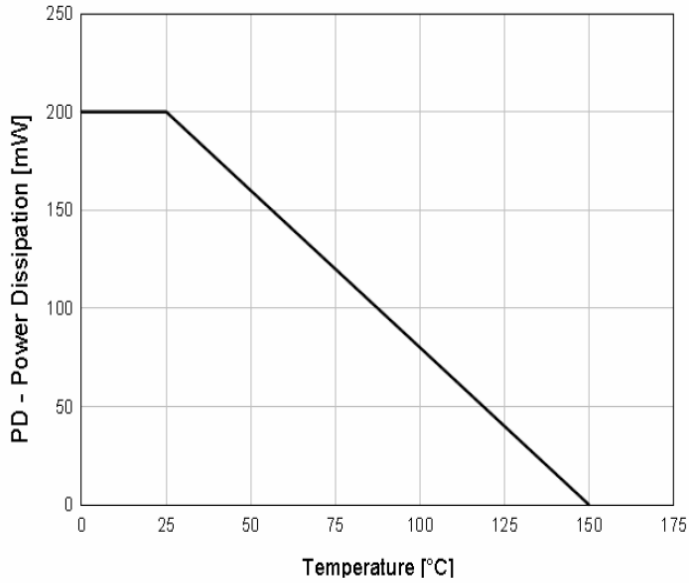


Figure 2. Total Capacitance

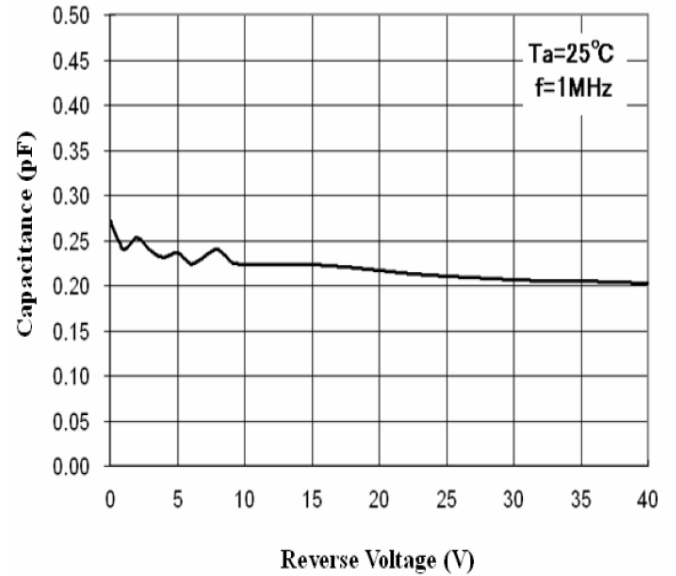


Figure 3. Reverse Voltage vs Reverse Current

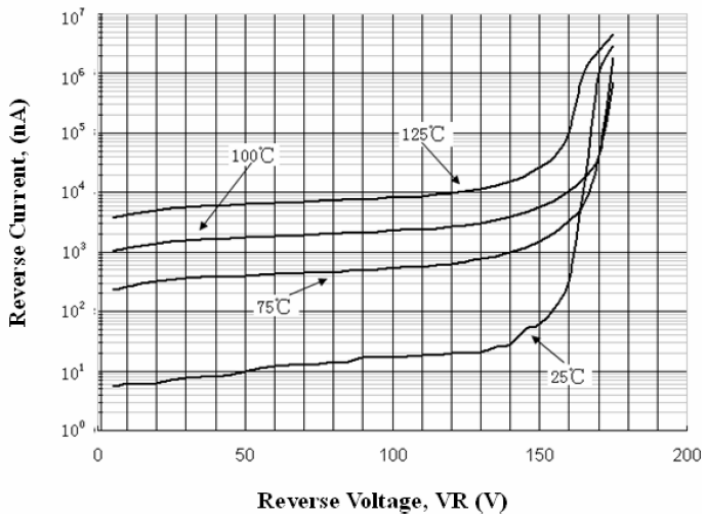
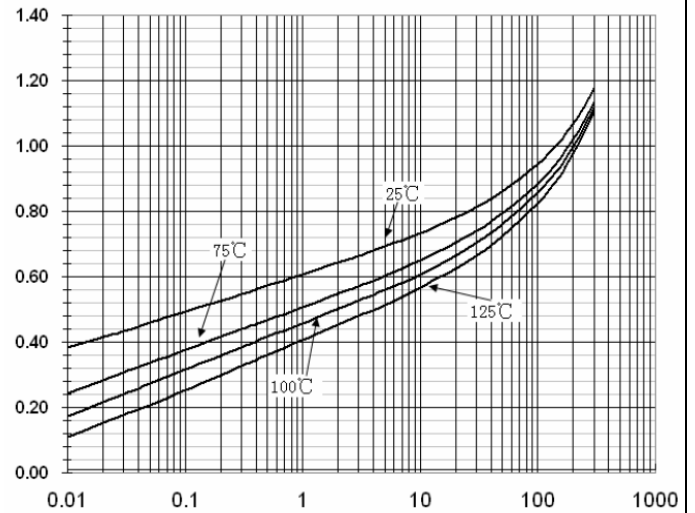


Figure 4. Forward Voltage vs Ambient Temperature



Device Marking:

Device P/N	Marking code	Equivalent Circuit Diagram
1SS400F	A	1 ○ ——— <————○ 2

Important Notice and Disclaimer

LSC reserves the right to make changes to this document and its products and specifications at any time without notice. Customers should obtain and confirm the latest product information and specifications before final design, purchase or use.

LSC makes no warranty, representation or guarantee regarding the suitability of its products for any particular purpose, nor does LSC assume any liability for application assistance or customer product design. LSC does not warrant or accept any liability with products which are purchased or used for any unintended or unauthorized application.

No license is granted by implication or otherwise under any intellectual property rights of LSC.

LSC products are not authorized for use as critical components in life support devices or systems without express written approval of LSC.