

Single Phase Full-wave Low Voltage Fan Motor Driver**AM9799**

General Description

The AM9799 is a single-phase DC brushless motor driver IC featuring BiCMOS process. It is suitable for fan motor drivers for low voltage equipment such as the note personal computers. The AM9799 includes lock shutdown, automatic restart, frequency generator (FG), have been incorporated into one chip. When the motor is under lock condition, lock shutdown function turns off the output current. When the lock condition is removed, the IC automatically restarts and allows DC fan to run. In addition, the FG function is to output rotation speed signal. It features MOS-FET driver circuit for better saturation characteristics. Slew rate of amplifiers and feedback resistors are optimized to achieve low-noise motor operation.

The AM9799 is available in MSOP-8 package.

Features

- Lock Detection and Rotational Speed Sensing Mechanisms are Built-in
- Rotor-locked Protection and Automatic Restart When the Motor Lock is Undone
- Hall Bias Built-in and Hall Inputs Have a Hysteresis
- Built-in Thermal Shutdown Circuit
- Built-in Over Current Protection
- Built-in Short Protection
- Operating Voltage: $V_{CC}=2V$ to $6V$
- BiCMOS Technology
- Compact Package: MSOP-8

Applications

- CPU Cooler Fan in Notebook Personal Computers




Figure 1. Package Type of AM9799

Pin Configuration

MM Package
(MSOP-8)

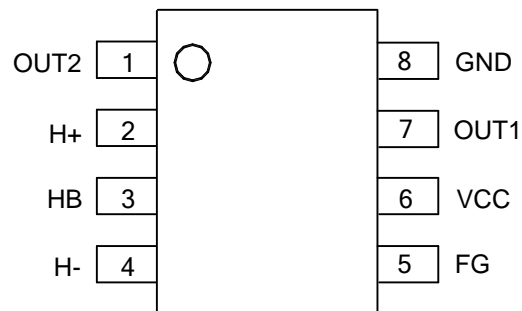


Figure 2. Pin Configuration of AM9799 (Top View)

Pin Description

Pin Number	Pin Name	Function
1	OUT2	Driver out2
2	H+	Hall input(+)
3	HB	Hall bias
4	H-	Hall input(-)
5	FG	Frequency generator
6	VCC	Power supply
7	OUT1	Driver out1
8	GND	Ground

Single Phase Full-wave Low Voltage Fan Motor Driver

AM9799

Functional Block Diagram

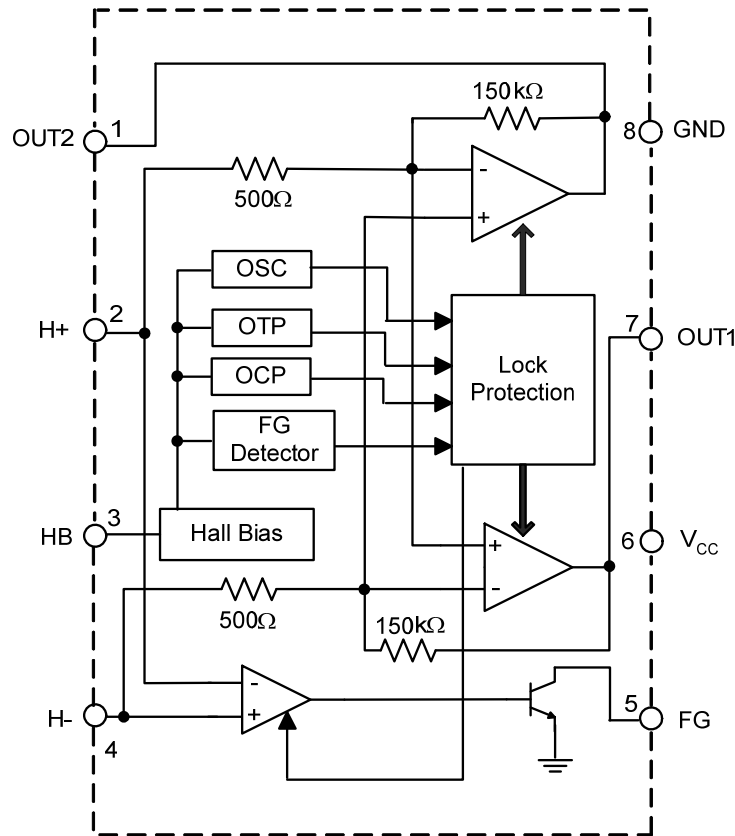
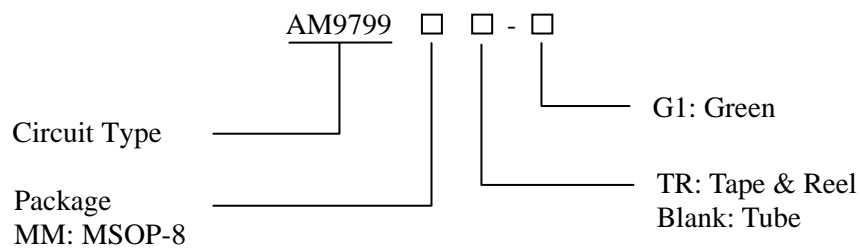


Figure 3. Functional Block Diagram of AM9799

Ordering Information



Package	Temperature Range	Part Number	Marking ID	Packing Type
MSOP-8	-40 to 105°C	AM9799MM-G1	6799MM-G1	Tube
		AM9799MMTR-G1	6799MM-G1	Tape & Reel

BCD Semiconductor's Pb-free products, as designated with "G1" suffix in the part number, are RoHS compliant and green.

**Single Phase Full-wave Low Voltage Fan Motor Driver****AM9799****Absolute Maximum Ratings ($T_A=25^{\circ}\text{C}$, Note 1)**

Parameter	Symbol	Value	Unit
Supply Voltage	V_{CC}	7	V
Output Current	$I_O(\text{max})$	1	A
FG Output Current	I_{FG}	5	mA
FG Output Voltage	V_{FG}	7	V
Lead Temperature (Soldering 10s)		260	$^{\circ}\text{C}$
Power Dissipation	P_D	585	mW
Junction Temperature	T_J	150	$^{\circ}\text{C}$
Thermal Resistance (Die to Ambient)	θ_{JA}	214	$^{\circ}\text{C}/\text{W}$
Storage Temperature Range	T_{STG}	-55 to 150	$^{\circ}\text{C}$
ESD (Human Body Model) (Note 2)	ESD	2000	V

Note 1: Stresses greater than those listed under “Absolute Maximum Ratings” may cause permanent damage to the device. These are stress ratings only, and functional operation of the device at these or any other conditions beyond those indicated under “Recommended Operating Conditions” is not implied. Exposure to “Absolute Maximum Ratings” for extended periods may affect device reliability.

Note 2: Electronic semiconductor products are sensitive to Electro Static Discharge (ESD). Always observe Electro Static Discharge control procedures whenever handling semiconductor products.

Recommended Operating Conditions ($T_A=25^{\circ}\text{C}$)

Parameter	Symbol	Min	Max	Unit
Supply Voltage	V_{CC}	2	6	V
Hall Input Voltage Range	V_H	0.4	$V_{CC} - 1.1$	V
Operating Temperature	T_{OP}	-40	105	$^{\circ}\text{C}$

**Single Phase Full-wave Low Voltage Fan Motor Driver****AM9799****Electrical Characteristics** $V_{CC}=5V$, $T_A=25^{\circ}C$, unless otherwise specified.

Parameter	Symbol	Conditions	Min	Typ	Max	Unit
Supply Current	I_{CC}			4	6	mA
Input Offset Voltage	V_{HOFS}				± 4	mV
Output Saturation Voltage	V_O	$I_O=250mA$ upper and lower total		0.3	0.45	V
Input-output Gain	G_{IN}		45	48	50	dB
FG Low Voltage	V_{FGL}	$I_{FG}=3mA$			0.3	V
Input Hysteresis Voltage	V_{HYS}		± 6	± 10	± 15	mV
Lock Detection ON time	T_{ON}		0.35	0.5	0.7	sec
Lock Detection OFF time	T_{OFF}		3.5	5	7	sec
Hall Bias Voltage	V_{HB}	$I_{HB}=5mA$	1.15	1.3	1.45	V

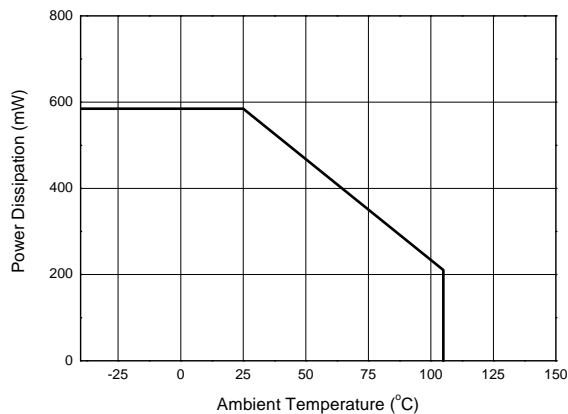
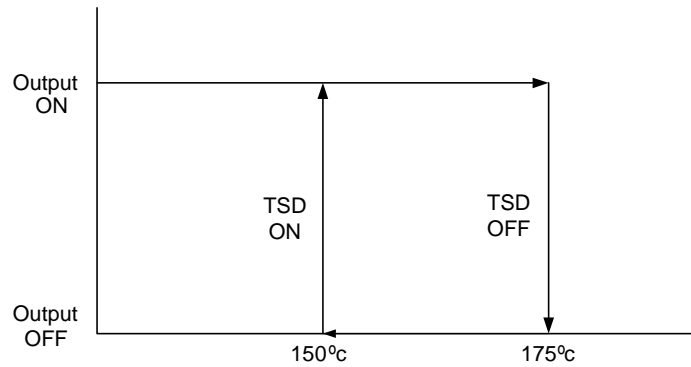
Typical Performance Characteristics

Figure 4. Power Dissipation vs. Ambient Temperature

Thermal Shut Down (TSD)

This IC is built-in TSD. TSD has the temperature hysteresis.



TSD ON (Typ. 175°C) All output transistor OFF.
 TSD OFF (Typ. 150°C) Reset ordinary motion.
 (It has the temperature hysteresis of 25°C <TYP>)

Figure 5. Thermal Shut Down

Lock Detection, Automatic Restart Circuit

This IC detects the rotation of the motor by hall signal, and adjusts lock detection ON time (Ton) and lock detection OFF time (Toff) by the internal counter. These time (Ton, Toff) are showed below.

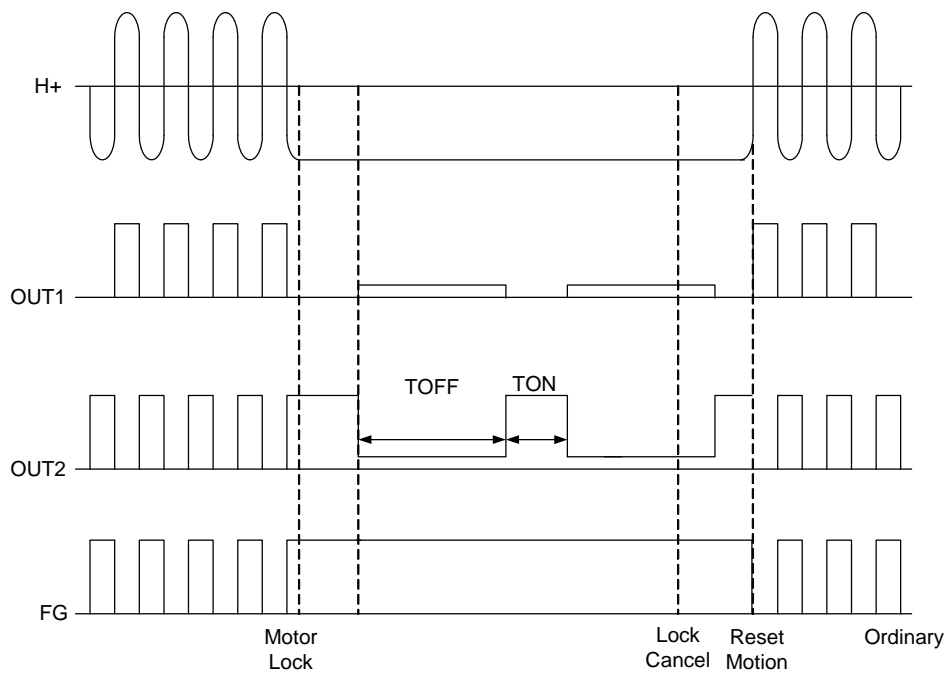


Figure 6. The Function of Rotor-locked Protection and Auto Restart Diagram of AM9799

Typical Application

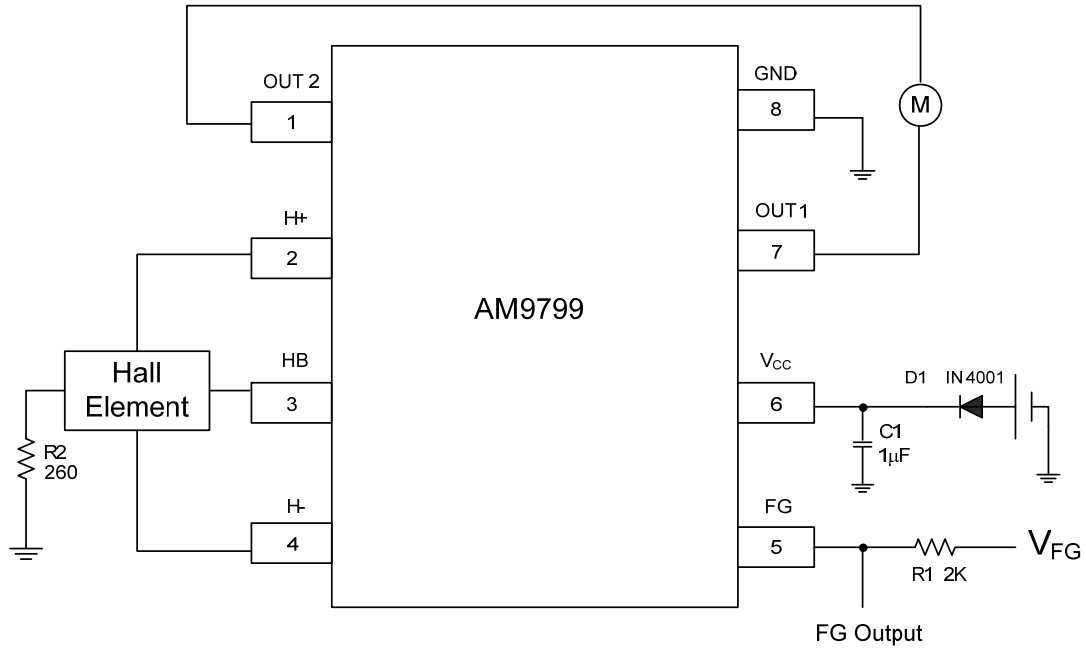
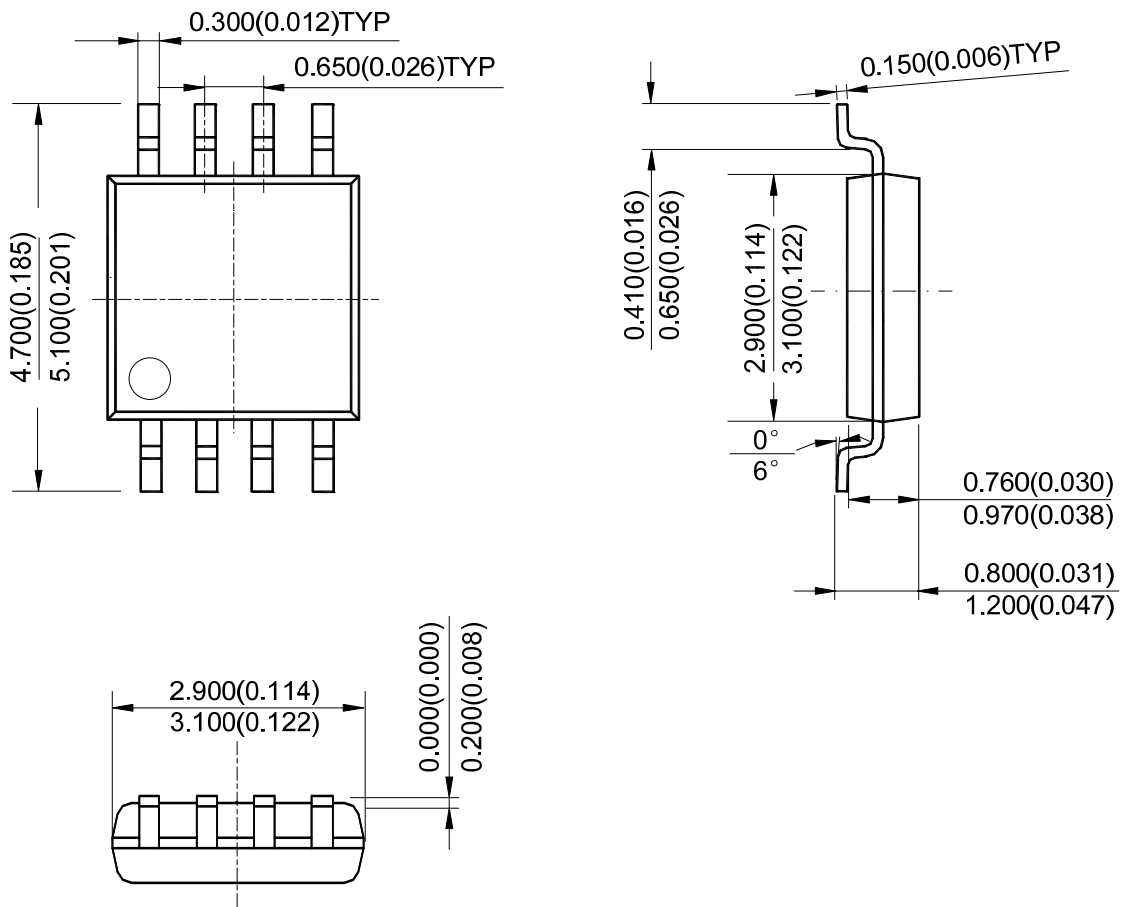


Figure 7. Typical Application of AM9799

Mechanical Dimensions

MSOP-8

Unit: mm(inch)



Note: Eject hole, oriented hole and mold mark is optional.



BCD Semiconductor Manufacturing Limited

<http://www.bcdsemi.com>

IMPORTANT NOTICE

BCD Semiconductor Manufacturing Limited reserves the right to make changes without further notice to any products or specifications herein. BCD Semiconductor Manufacturing Limited does not assume any responsibility for use of any its products for any particular purpose, nor does BCD Semiconductor Manufacturing Limited assume any liability arising out of the application or use of any its products or circuits. BCD Semiconductor Manufacturing Limited does not convey any license under its patent rights or other rights nor the rights of others.

MAIN SITE

- Headquarters

BCD Semiconductor Manufacturing Limited

No. 1600, Zi Xing Road, Shanghai ZiZhu Science-based Industrial Park, 200241, China
Tel: +86-21-24162266, Fax: +86-21-24162277

- Wafer Fab

Shanghai SIM-BCD Semiconductor Manufacturing Co., Ltd.

800 Yi Shan Road, Shanghai 200233, China
Tel: +86-21-6485 1491, Fax: +86-21-5450 0008

REGIONAL SALES OFFICE

Shenzhen Office

Shanghai SIM-BCD Semiconductor Manufacturing Co., Ltd., Shenzhen Office

Unit A Room 1203, Skyworth Bldg., Gaoxin Ave. 1.S., Nanshan District, Shenzhen, China
Tel: +86-755-8826 7951
Fax: +86-755-8826 7865

Taiwan Office

BCD Semiconductor (Taiwan) Company Limited

4F, 298-1, Rui Guang Road, Nei-Hu District, Taipei, Taiwan
Tel: +886-2-2656 2808
Fax: +886-2-2656 2806

USA Office

BCD Semiconductor Corp.

30920 Huntwood Ave. Hayward, CA 94544, USA
Tel : +1-510-324-2988
Fax: +1-510-324-2788