

B320A-B360A(LS)

SURFACE MOUNT SCHOTTKY BARRIER RECTIFIER

REVERSE VOLTAGE – 20 to 60 Volts
FORWARD CURRENT – 3.0 Amperes

FEATURES

- For surface mounted applications
- Metal-Semiconductor junction with guard ring
- Epitaxial construction
- Very Low forward voltage drop
- High current capability
- IEC 61000-4-2(ESD), >10KV(contact), >15KV(Air)
- AEC-Q101-C Qualified
- **Lead-Free Finish; RoHS Compliant (Notes 1 & 2)**
- **Halogen and Antimony Free. "Green" Device (Note 3)**

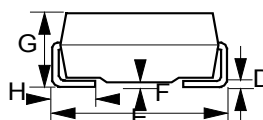
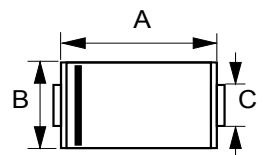
APPLICATION

- Low voltage high frequency inverters
- Free wheeling
- Polarity protection application

MECHANICAL DATA

- Case: Molded plastic
- Case Material: "Green" molding compound, UL flammability classification 94V-0, "Halogen-free".
- Moisture Sensitivity: Level 1 per J-STD-020
- Lead free finish, RoHS compliant
- Weight: 0.002 ounces, 0.07 grams (Approximate)

SMA



COLOR BAND DENOTES CATHODE



SMA		
DIM	MIN	MAX
A	4.06	4.57
B	2.29	2.92
C	1.27	1.63
D	0.15	0.31
E	4.83	5.59
F	0.05	0.20
G	2.01	2.40
H	0.76	1.52

All Dimensions in millimeter

MAXIMUM RATINGS AND ELECTRICAL CHARACTERISTICS

Ratings at 25°C ambient temperature unless otherwise specified.

ABSOLUTE RATINGS

PARAMETER	SYMBOL	B320A	B340A	B350A	B360A	UNIT
Maximum repetitive peak reverse voltage	V_{RRM}	20	40	50	60	V
Maximum DC blocking voltage	V_{DC}	20	40	50	60	V
Maximum Average rectified output current	$I_{(AV)}$	3				A
Peak forward surge current 8.3ms single half sine-wave superimposed on rated load.	I_{FSM}	100				A
Operating junction temperature range	T_J	-55 to +125		-55 to +150		°C
Storage temperature range	T_{STG}	-55 to +150				

STATIC ELECTRICAL CHARACTERISTICS

PARAMETER	TEST CONDITIONS	SYMBOL	MAX		UNIT
Forward voltage (Note 4)	$I_F=3.0A$ $T_J=25^\circ C$	V_F	0.5	0.7	V
Maximum DC Reverse current at Rated DC Blocking Voltage	$T_J=25^\circ C$ $T_J=100^\circ C$	I_R	0.15 15	0.05 5	mA
Typical junction capacitance (Note 5)		C_J	200		pF

THERMAL CHARACTERISTICS

PARAMETER	SYMBOL	TYP	UNIT
Typical thermal resistance (Note6, 7)	R_{thJC}	15	°C/W
	R_{thJL}	22	
	R_{thJA}	100	

Note :

- (1) EU Directive 2002/95/EC (RoHS), 2011/65/EU (RoHS 2) & 2015/863/EU (RoHS 3) compliant. All applicable RoHS exemptions applied.
- (2) See <https://www.diodes.com/quality/lead-free/> for more information about Diodes Incorporated's definitions of Halogen- and Antimony-free, "Green" and Lead-free.
- (3) Halogen- and Antimony-free "Green" products are defined as those which contain <900ppm bromine, <900ppm chlorine (<1500ppm total Br + Cl) and <1000ppm antimony compounds.
- (4) 300us pulse width, 2% duty cycle.
- (5) Measured at 1.0MHz and applied voltage of 4.0VDC.
- (6) Thermal Resistance Junction to Case, Lead and Ambient.
- (7) Unit mounted on 0.75t glass-epoxy substrate with 2x3mm copper pad.

REV.-19, Oct-2021, KSHA05

RATING AND CHARACTERISTIC CURVES
B320A-B360A(LS)

FIG.1- FORWARD CURRENT DERATING CURVE

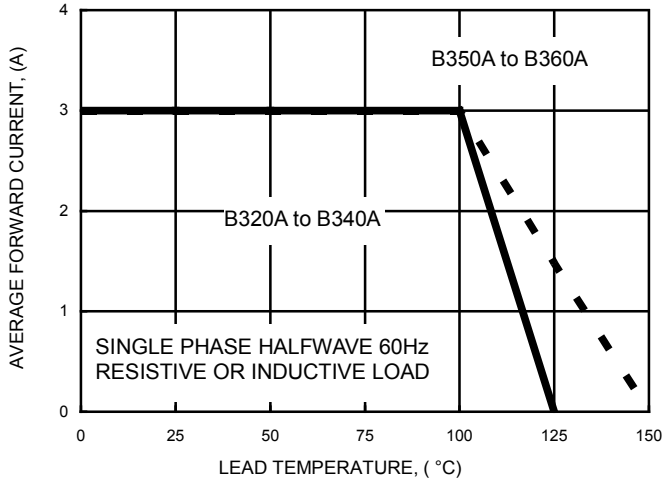


FIG.2- MAXIMUM NON-REPETITIVE SURGE CURRENT

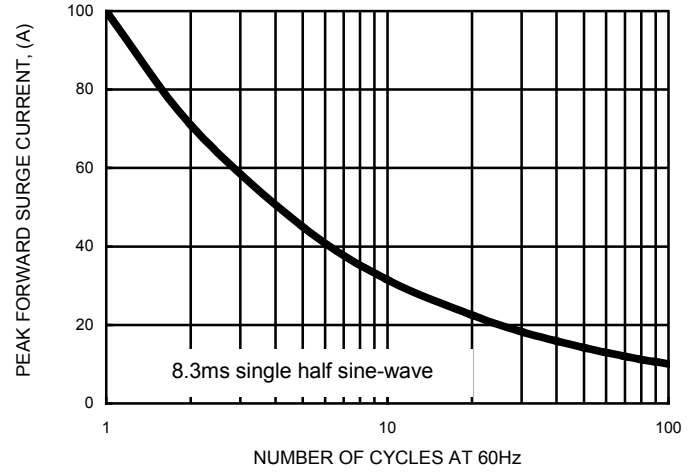


FIG.3- TYPICAL FORWARD CHARACTERISTICS

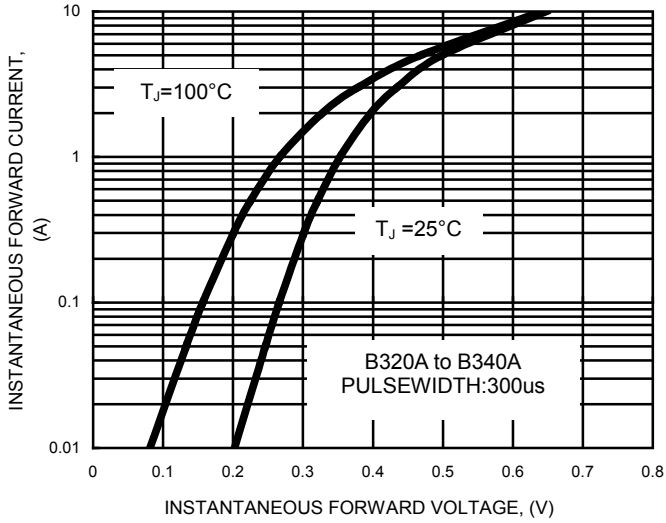


FIG.4- TYPICAL FORWARD CHARACTERISTICS

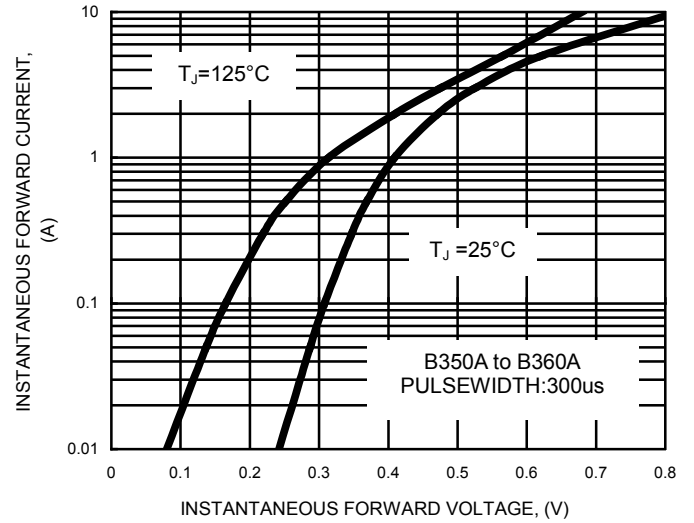


FIG.5- TYPICAL JUNCTION CAPACITANCE

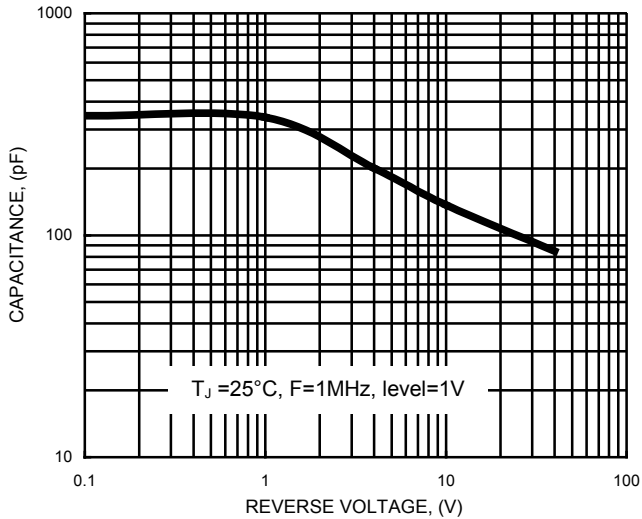
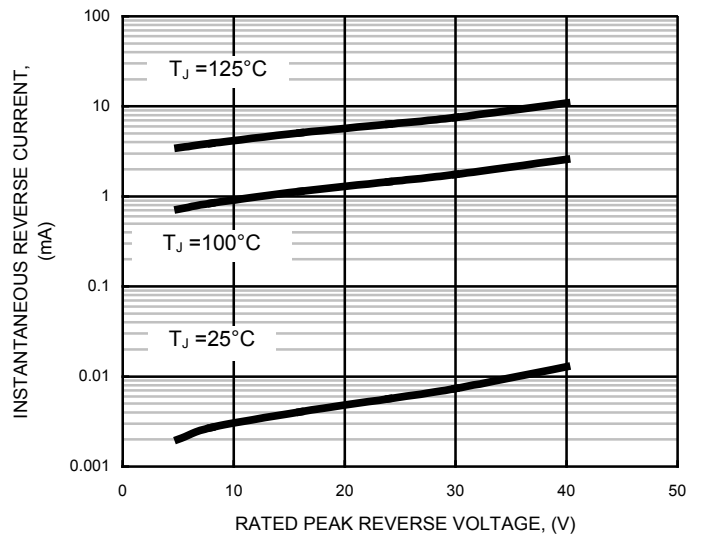


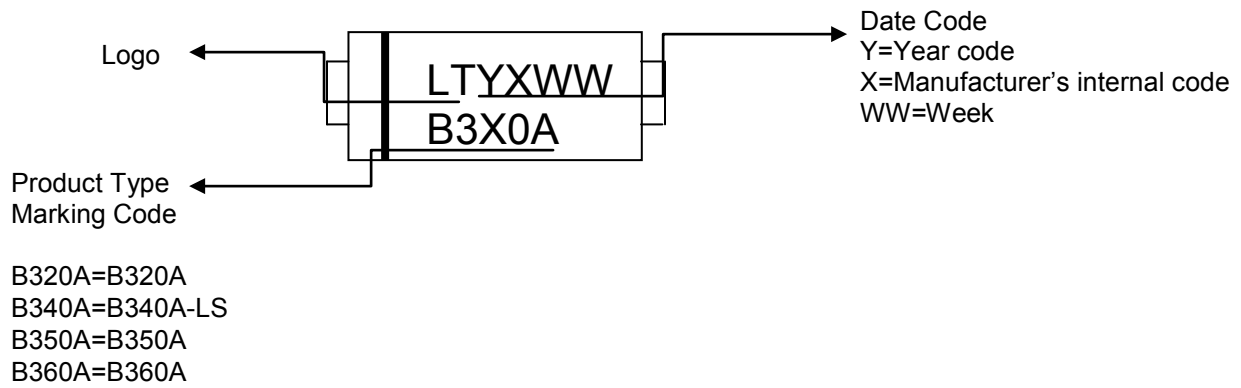
FIG.6- TYPICAL REVERSE CHARACTERISTICS



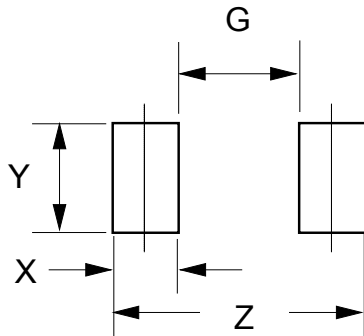
Ordering Information :

Part Number	Case	Packaging
B320A	SMA	5000 / Tape & Reel
B340A-LS	SMA	5000 / Tape & Reel
B350A	SMA	5000 / Tape & Reel
B360A	SMA	5000 / Tape & Reel

Marking Information :



Suggested Pad Layout :



Dim	SMA
G	2.90
X	2.30
Y	2.40
Z	7.50
All Dimensions in Millimeters	

IMPORTANT NOTICE

1. DIODES INCORPORATED AND ITS SUBSIDIARIES ("DIODES") MAKE NO WARRANTY OF ANY KIND, EXPRESS OR IMPLIED, WITH REGARDS TO ANY INFORMATION CONTAINED IN THIS DOCUMENT, INCLUDING, BUT NOT LIMITED TO, THE IMPLIED WARRANTIES OF MERCHANTABILITY, FITNESS FOR A PARTICULAR PURPOSE OR NON-INFRINGEMENT OF THIRD PARTY INTELLECTUAL PROPERTY RIGHTS (AND THEIR EQUIVALENTS UNDER THE LAWS OF ANY JURISDICTION).
2. The Information contained herein is for informational purpose only and is provided only to illustrate the operation of Diodes products described herein and application examples. Diodes does not assume any liability arising out of the application or use of this document or any product described herein. This document is intended for skilled and technically trained engineering customers and users who design with Diodes products. Diodes products may be used to facilitate safety-related applications; however, in all instances customers and users are responsible for (a) selecting the appropriate Diodes products for their applications, (b) evaluating the suitability of the Diodes products for their intended applications, (c) ensuring their applications, which incorporate Diodes products, comply the applicable legal and regulatory requirements as well as safety and functional-safety related standards, and (d) ensuring they design with appropriate safeguards (including testing, validation, quality control techniques, redundancy, malfunction prevention, and appropriate treatment for aging degradation) to minimize the risks associated with their applications.
3. Diodes assumes no liability for any application-related information, support, assistance or feedback that may be provided by Diodes from time to time. Any customer or user of this document or products described herein will assume all risks and liabilities associated with such use, and will hold Diodes and all companies whose products are represented herein or on Diodes' websites, harmless against all damages and liabilities.
4. Products described herein may be covered by one or more United States, international or foreign patents and pending patent applications. Product names and markings noted herein may also be covered by one or more United States, international or foreign trademarks and trademark applications. Diodes does not convey any license under any of its intellectual property rights or the rights of any third parties (including third parties whose products and services may be described in this document or on Diodes' website) under this document.
5. Diodes products are provided subject to Diodes' Standard Terms and Conditions of Sale (<https://www.diodes.com/about/company/terms-and-conditions/terms-and-conditions-of-sales/>) or other applicable terms. This document does not alter or expand the applicable warranties provided by Diodes. Diodes does not warrant or accept any liability whatsoever in respect of any products purchased through unauthorized sales channel.
6. Diodes products and technology may not be used for or incorporated into any products or systems whose manufacture, use or sale is prohibited under any applicable laws and regulations. Should customers or users use Diodes products in contravention of any applicable laws or regulations, or for any unintended or unauthorized application, customers and users will (a) be solely responsible for any damages, losses or penalties arising in connection therewith or as a result thereof, and (b) indemnify and hold Diodes and its representatives and agents harmless against any and all claims, damages, expenses, and attorney fees arising out of, directly or indirectly, any claim relating to any noncompliance with the applicable laws and regulations, as well as any unintended or unauthorized application.
7. While efforts have been made to ensure the information contained in this document is accurate, complete and current, it may contain technical inaccuracies, omissions and typographical errors. Diodes does not warrant that information contained in this document is error-free and Diodes is under no obligation to update or otherwise correct this information. Notwithstanding the foregoing, Diodes reserves the right to make modifications, enhancements, improvements, corrections or other changes without further notice to this document and any product described herein. This document is written in English but may be translated into multiple languages for reference. Only the English version of this document is the final and determinative format released by Diodes.
8. Any unauthorized copying, modification, distribution, transmission, display or other use of this document (or any portion hereof) is prohibited. Diodes assumes no responsibility for any losses incurred by the customers or users or any third parties arising from any such unauthorized use.

Copyright © 2021 Diodes Incorporated

www.diodes.com