

2.5V/3.3V CMOS FS XO

NX51SA



5.0 x 3.2mm Ceramic SMD

Product Features

- 2 selectable output frequencies
- Very low phase jitter - < 1ps RMS max.
- Wide frequency range - 5 ~ 250MHz
- Low supply current - 60mA max.
- Industrial Temperature Range
- Pb-free & RoHS compliant
- Fast lead time

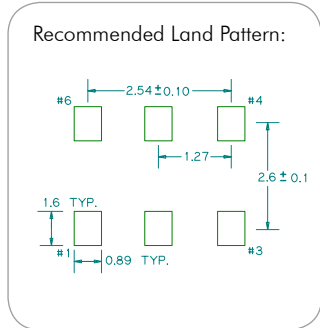
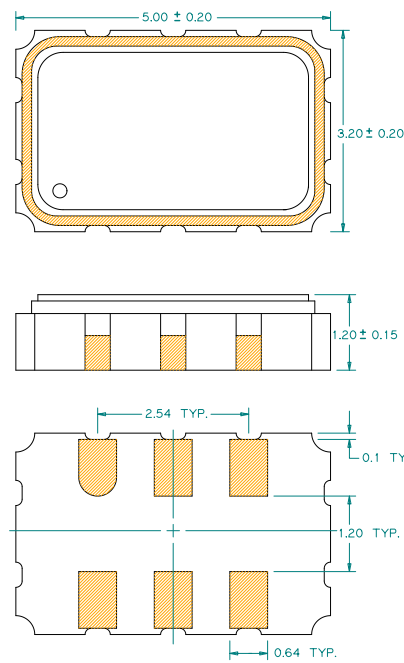
Product Description

The NX51SA XO series is a high performance CMOS crystal oscillator family with very low jitter performance and selectable output frequencies. Depending on customers' needs, this family devices can support 2 different frequencies using the FS select pin. It supports various options including wider frequency range, 2.5V/3.3V voltage, and various stabilities. It is designed to meet the clock source specifications for communication systems, and other high performance equipment.

Applications

- Networking systems
- Servers and storage systems
- Profession video equipments
- Test and measurement
- FPGA/ASIC clock generation

Package: (Scale: none, Dimensions are in mm)



Pin Functions:

Pin	Function
1	OE Function
2	FS
3	Ground
4	Output
5	N/C
6	V _{DD}

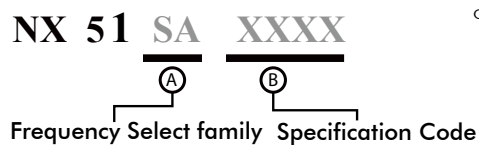
Frequency Select Table:

FS	Output
0	Frequency 1*
1	Frequency 2*

*Extended high frequency power decoupling is recommended (see test circuit for minimum recommendation). To ensure optimal performance, do not route RF traces beneath the package.

*Frequency 1 and Frequency 2 can be any frequencies within the output frequency range.

Part Ordering Information:





Electrical Performance

Parameter	Min.	Typ.	Max.	Units	Notes
Output Frequency	5		250	MHz	
Supply Voltage	3.135	3.3	3.465	V	
	2.375	2.5	2.625		
Supply Current, Output Enabled			60	mA	OE tied to "1" or open
Supply Current, Output Disabled only			40	mA	Output is Hi-Z
Frequency Stability	±20		±50	ppm	±20ppm is for -20°C to 70°C only
Operating Temperature Range	-40		+85	°C	
Output Logic 0, V _{OL}			0.4	V	
Output Logic 1, V _{OH}	V _{DD} -0.4			V	
Output Load			15	pF	
Duty Cycle	45		55	%	Measured 50% V _{DD}
Rise and Fall Time			3	ns	Measured 20/80% of waveform
Jitter, Accumulated, RMS (1-σ)			6	ps	20,000 adjacent periods
Jitter, Phase, RMS	< 40MHz	0.4	1	ps	12kHz to 5 MHz frequency band
	40 to 250MHz	0.4	1	ps	12kHz to 20 MHz frequency band
	125MHz, 156.25MHz	0.4	0.6	ps	12kHz to 20 MHz frequency band
Jitter, pk-pk			40	ps	100,000 random periods

Notes:

- Stability includes all combinations of operating temperature, load changes, rated input (supply) voltage changes, initial calibration tolerance (25°C), aging (1 year at 25°C average effective ambient temperature), shock and vibration.
- Phase jitter typical value is depending on output frequencies.
- For specifications other than those listed, please contact sales.

Output Enable / Disable & Frequency Select Function

Parameter	Min.	Typ.	Max.	Units	Notes
Input Voltage (pin 1 & pin 2), OE & FS	0.7 V _{DD}			V	
Input Voltage (pin 1 & pin 2), OE & FS			0.3 V _{DD}	V	
Output Disable Delay			100	ns	
Output Enable Delay			100	ns	
Settling Time after FS Change			10	ms	
Start up Time			10	ms	

Absolute Maximum Ratings

Parameter	Min.	Typ.	Max.	Units	Notes
Storage Temperature	-55		+125	°C	

For the latest product information visit: <http://www.pericom.com/products/crystals-and-crystal-oscillators/hiflex-xo/?part=NX51SA>

For test circuit go to: <http://www.pericom.com/pdf/sre/tc-6pcmos-sa.pdf>

For soldering reflow profile and reliability test ratings go to: <http://www.pericom.com/pdf/sre/reflow.pdf>

For tape and reel information go to: http://www.pericom.com/pdf/sre/tr_5032_xo.pdf