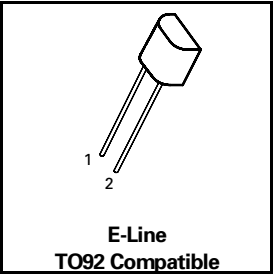
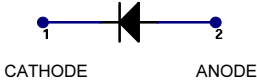


SCHOTTKY BARRIER DIODES

**ZC2800
ZC2811
ZC5800**

ISSUE 2 – MARCH 94

DIODE PIN CONNECTION



ABSOLUTE MAXIMUM RATINGS.

PARAMETER	SYMBOL	ZC2800,ZC2811,ZC5800	UNIT
Power Dissipation at $T_{amb} = 25^{\circ}\text{C}$	P_{tot}	250	mW
Operating and Storage Temperature Range	$T_j; T_{stg}$	-55 to +200	$^{\circ}\text{C}$

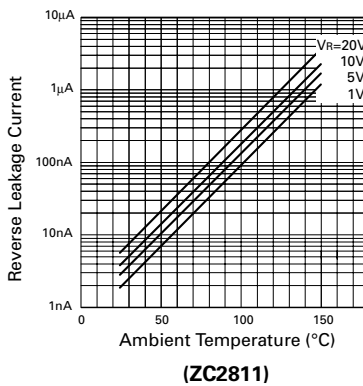
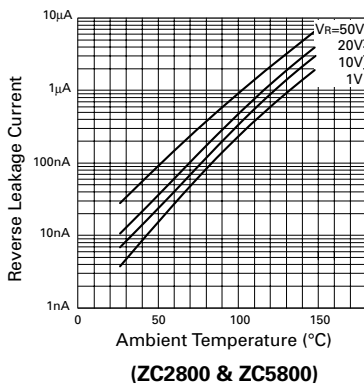
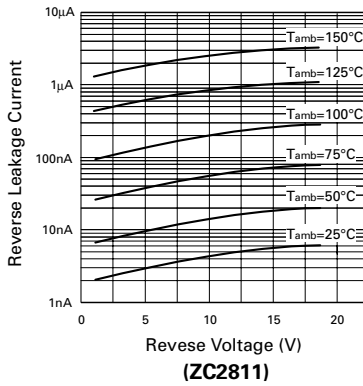
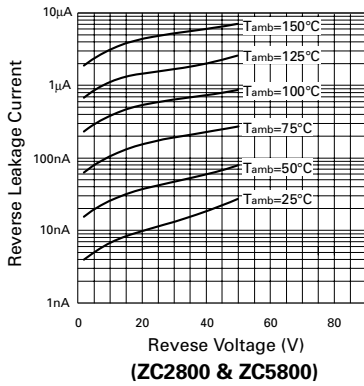
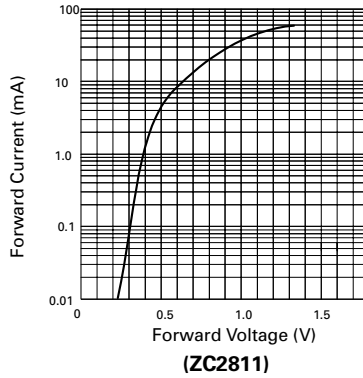
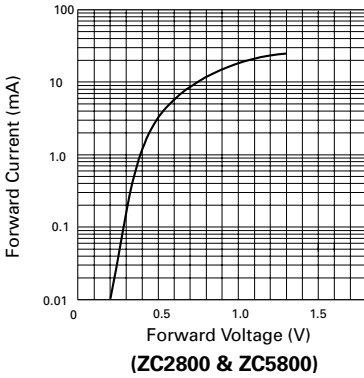
ELECTRICAL CHARACTERISTICS (at $T_{amb} = 25^{\circ}\text{C}$.)

PARAMETER	TYPE	SYMBOL	MIN.	TYP.	MAX.	UNIT	CONDITIONS.
Breakdown Voltage	ZC2800 ZC2811 ZC5800	V_{BR}	70 15 50			V V V	$I_R = 10\mu\text{A}$
Reverse Leakage Current	ZC2800 ZC2811 ZC5800	I_R			200 100 200	nA nA nA	$V_R = 50\text{V}$ $V_R = 10\text{V}$ $V_R = 35\text{V}$
Forward Voltage	ZC2800 ZC2811 ZC5800	V_F			410 410 410	mV mV mV	$I_F = 1\text{mA}$
Forward Current	ZC2800 ZC2811 ZC5800	I_F	15 20 15			mA mA mA	$V_F = 1\text{V}$
Capacitance	ZC2800 ZC2811 ZC5800	C_T			2.0 1.2 2.0	pF pF pF	$V_R = 0\text{V}$, $f = 1\text{MHz}$
Effective Minority Lifetime (1)	ZC2800 ZC2811 ZC5800	τ			100 100 100	ps ps ps	$f = 54\text{MHz}$ $I_{pk} = 20\text{mA}$

(1) Sample Test.

**ZC2800
ZC2811
ZC5800**

TYPICAL CHARACTERISTICS



ZC2800
ZC2811
ZC5800

TYPICAL CHARACTERISTICS

