

# SOT323 NPN SILICON PLANAR HIGH FREQUENCY TRANSISTOR

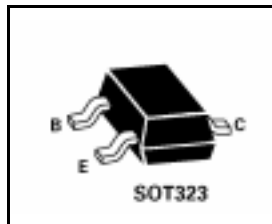
## ZUMT5179

ISSUE 1- NOVEMBER 1998

### FEATURES

- \* High  $f_T=900\text{MHz}$  Min
- \* Max capacitance=1pF
- \* Low noise 4.5dB

PARTMARKING DETAIL - T6



### ABSOLUTE MAXIMUM RATINGS.

PARAMETER	SYMBOL	VALUE	UNIT
Collector-Base Voltage	$V_{CBO}$	20	V
Collector-Emitter Voltage	$V_{CEO}$	12	V
Emitter-Base Voltage	$V_{EBO}$	2.5	V
Continuous Collector Current	$I_C$	50	mA
Power Dissipation	$P_{tot}$	330	mW
Operating and Storage Temperature Range	$T_j; T_{stg}$	-55 to +150	°C

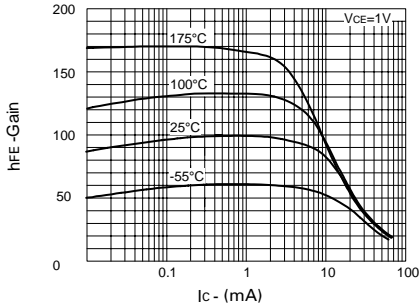
### ELECTRICAL CHARACTERISTICS (at $T_{amb} = 25^\circ\text{C}$ unless otherwise stated).

PARAMETER	SYMBOL	MIN.	MAX.	UNIT	CONDITIONS.
Collector-Emitter Sustaining Voltage	$V_{CEO(SUS)}$	12		V	$I_C = 3\text{mA}$ , $I_B = 0$
Collector-Base Breakdown Voltage	$V_{(BR)CBO}$	20		V	$I_C = 1\mu\text{A}$ , $I_E = 0$
Emitter-Base Breakdown Voltage	$V_{(BR)EBO}$	2.5		V	$I_E = 10\mu\text{A}$ , $I_C = 0$
Collector Cut-Off Current	$I_{CBO}$		0.02 1.0	$\mu\text{A}$ $\mu\text{A}$	$V_{CB} = 15\text{V}$ , $I_E = 0$ $V_{CB} = 15\text{V}$ , $I_E = 0$ , $T_{amb} = 150^\circ\text{C}$
Static Forward Current Transfer Ratio	$h_{FE}$	25	250		$I_C = 3\text{mA}$ , $V_{CE} = 1\text{V}$
Collector-Emitter Saturation Voltage	$V_{CE(sat)}$		0.4	V	$I_C = 10\text{mA}$ , $I_B = 1\text{mA}$
Base-Emitter Saturation Voltage	$V_{BE(sat)}$		1.0	V	$I_C = 10\text{mA}$ , $I_B = 1\text{mA}$
Transition Frequency	$f_T$	900	2000	MHz	$I_C = 5\text{mA}$ , $V_{CE} = 6\text{V}$ , $f = 100\text{MHz}$
Collector-Base Capacitance	$C_{cb}$		1	pF	$I_E = 0$ , $V_{CB} = 10\text{V}$ , $f = 1\text{MHz}$
Small Signal Current Gain	$h_{fe}$	25	300		$I_C = 2\text{mA}$ , $V_{CE} = 6\text{V}$ , $f = 1\text{KHz}$
Collector Base Time Constant	$rb' C_c$	3	14	ps	$I_E = 2\text{mA}$ , $V_{CB} = 6\text{V}$ , $f = 31.9\text{MHz}$
Noise Figure	$N_F$		4.5	dB	$I_C = 1.5\text{mA}$ , $V_{CE} = 6\text{V}$ $R_S = 50\Omega$ , $f = 200\text{MHz}$
Common-Emitter Amplifier Power Gain	$G_{pe}$	15		dB	$I_C = 5\text{mA}$ , $V_{CE} = 6\text{V}$ $f = 200\text{MHz}$

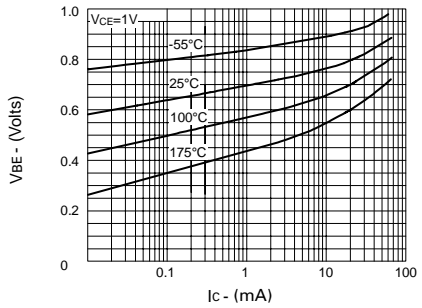
Spice parameter data is available upon request for this device

# ZUMT5179

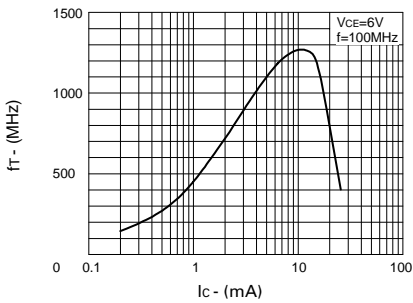
## TYPICAL CHARACTERISTICS



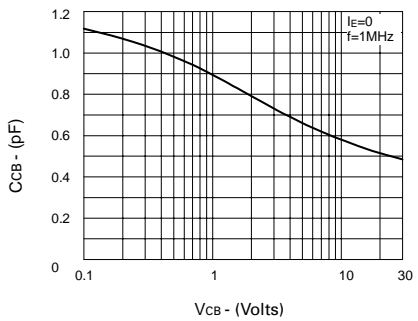
**hFE v IC**



**VBE(on) v IC**



**ft v IC**



**CCB v VCB**