

SOT323 PNP SILICON PLANAR GENERAL PURPOSE TRANSISTORS

ZUMT860B ZUMT860C

ISSUE 1 - DECEMBER 1998

Partmarking Detail: ZUMT860B T2B
 ZUMT860C T22



ABSOLUTE MAXIMUM RATINGS.

PARAMETER	SYMBOL	VALUE	UNIT
Collector-Base Voltage	V_{CBO}	-50	V
Collector-Emitter Voltage	V_{CES}	-50	V
Collector-Emitter Voltage	V_{CEO}	-45	V
Emitter-Base Voltage	V_{EBO}	-5	V
Continuous Collector Current	I_C	-100	mA
Peak Pulse Current	I_{EM}	-200	mA
Base Current	I_{BM}	-200	mA
Power Dissipation at $T_{amb}=25^{\circ}C$	P_{tot}	330	mW
Operating and Storage Temperature Range	T_j, T_{stg}	-55 to +150	$^{\circ}C$

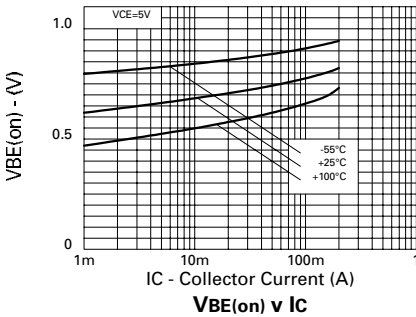
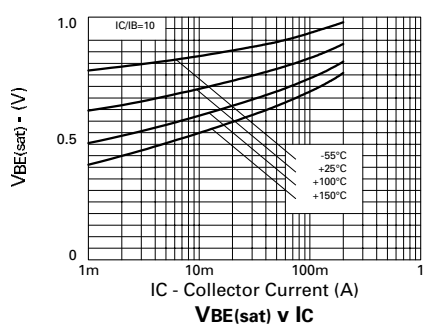
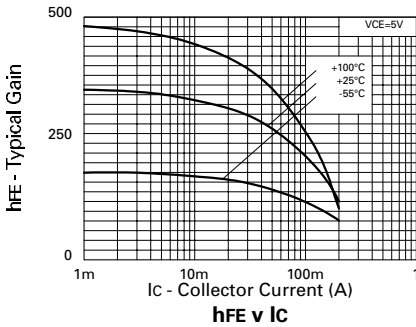
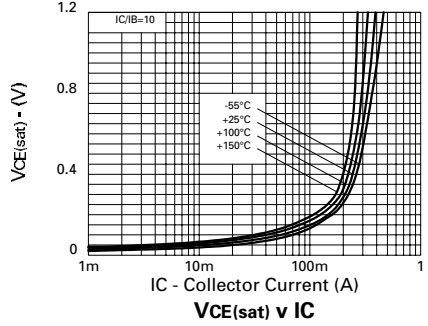
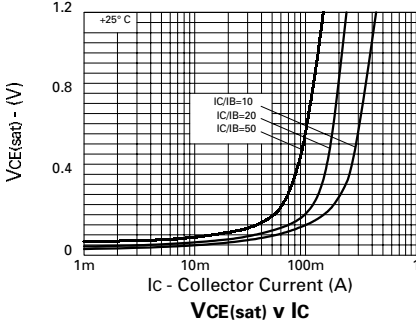
ELECTRICAL CHARACTERISTICS (at $T_{amb} = 25^{\circ}C$ unless otherwise stated).

PARAMETER	SYMBOL	MIN.	TYP.	MAX.	UNIT	CONDITIONS.
Collector Cut-Off Current	I_{CBO}			-15 -4	nA μA	$V_{CB} = -30V$ $V_{CB} = -30V, T_{amb}=150^{\circ}C$
Collector-Emitter Saturation Voltage	$V_{CE(sat)}$		-75	-250	mV	$I_C=-10mA, I_B=-0.5mA$
			-250	-650	mV	$I_C=-100mA, I_B=-5mA$
			-300	-600	mV	$I_C=-10mA^*$
Base-Emitter Saturation Voltage	$V_{BE(sat)}$		-700 -850		mV	$I_C=-10mA, I_B=-0.5mA$ $I_C=-100mA, I_B=-5mA$
Base-Emitter Voltage	V_{BE}	-580	-650	-750 -820	mV	$I_C=-2mA, V_{CE}=-5V$ $I_C=-10mA, V_{CE}=-5V$

* Collector-Emitter Saturation Voltage at $I_C = 10mA$ for the characteristics going through the operating point $I_C = 11mA, V_{CE} = 1V$ at constant base current.

ZUMT860B ZUMT860C

TYPICAL CHARACTERISTICS



ZUMT860B ZUMT860C

ELECTRICAL CHARACTERISTICS (Continued)

PARAMETER		SYMBOL	MIN.	TYP.	MAX.	UNIT	CONDITIONS.
Noise Figure		N	-	1	4	dB	$V_{CB} = -5V, I_C = 200\mu A, R_G = 2k\Omega, f = 1kHz, \Delta f = 200Hz$
			-	1	3	dB	$V_{CB} = -5V, I_C = 200\mu A, R_G = 2k\Omega, f = 30Hz \text{ to } 15kHz \text{ at } -3dB \text{ points}$
Equivalent Noise Voltage		e_n	-	-	110	nV	$V_{CB} = -5V, I_C = 200\mu A, R_G = 2k\Omega, f = 10Hz \text{ to } 50Hz \text{ at } -3dB \text{ points}$
Dynamic Characteristics	Group B	h_{ie}	3.2	4.5	8.5	$k\Omega$	$V_{CE} = -5V$ $I_C = 2mA$ $f = 1kHz$
	Group C		6	8.7	15	$k\Omega$	
	Group B	h_{re}		2		$\times 10^{-4}$	
	Group C			3		$\times 10^{-4}$	
	Group B	h_{fe}	240	330	500		
	Group C		450	600	900		
	Group B	h_{oe}	-	30	60	μs	
	Group C		-	60	110	μs	
Static Forward Current Ratio	Group B	h_{FE}		150			$I_C = 0.01mA, V_{CE} = -5V$
			220	290	475		$I_C = 2mA, V_{CE} = -5V$
			-	-	-		$I_C = 100mA, V_{CE} = -5V$
	Group C	h_{FE}		270			$I_C = 0.01mA, V_{CE} = -5V$
			420	500	800		$I_C = 2mA, V_{CE} = -5V$
			-	-	-		$I_C = 100mA, V_{CE} = -5V$
Transition Frequency		f_T	-	300	-	MHz	$I_C = 10mA, V_{CE} = -5V, f = 100MHz$
Collector-Base Capacitance		C_{obo}		4.5		pF	$V_{CB} = -10V, f = 1MHz$